

FY 2017 FINANCIAL PLAN
(In Thousand Pesos)

Department: Department of Labor and Employment (DOLE)

Agency: Office of the Secretary

Operating Unit: Regional Office - VIII

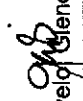
Organization Code (UACS): 160010300008

Particulars	UACS CODE	Current Year's Obligation			Budget Year Obligation Program										
		Actual Jan. 1-Sept. 30	Estimate Oct. 1-Dec. 31	Total	COMPREHENSIVE RELEASE						FOR LATER RELEASE(Negative List)				
					Q1	Q2	Q3	Q4	Sub Total	Q1	Q2	Q3	Q4	Sub Total	
1	2	3	4	5= 3+4	6= 11+16	7	8	9	10	11= 7+8+9+10	12	13	14	15	16= 12+13+ 14+15
Part A		263,002	120,225	383,227	236,954	44,562	69,085	82,126	38,544	234,317	738	738	738	423	2,637
Specific Budgets of National Government Agencies	101101	254,634	117,028	371,662	183,280	25,378	51,063	70,570	36,269	183,280					
General Administration and Support	0000010000000000	22,032	6,613	28,645	50,074	9,116	12,220	20,237	8,501	50,074					
General Management and Supervision	1030010001000000	22,032	6,613	28,645	50,074	9,116	12,220	20,237	8,501	50,074					
PS		17,228	5,784	23,012	29,036	7,182	8,753	6,916	6,185	29,036					
MOOE		4,734	824	5,558	8,227	1,934	1,967	2,010	2,316	8,227					
CO		70	5	75	12,811		1,500	11,311		12,811					
Operations	0000030000000000	232,132	108,982	341,114	133,206	16,262	38,843	50,333	27,768	133,206					
MFO 2: EMPLOYMENT FACILITATION AND CAPACITY BUILDING SERVICES	0000030200000000	224,823	103,729	328,552	110,681	13,561	30,514	43,617	22,989	110,681					


Particulars	UACS CODE	Current Year's Obligation			Budget Year Obligation Program										
		Actual	Estimate	Total	COMPREHENSIVE RELEASE						FOR LATER RELEASE(Negative List)				
		Jan.1-Sept.30	Oct.1-Dec.31	Total	Q1	Q2	Q3	Q4	Sub Total	Q1	Q2	Q3	Q4	Sub Total	
1	2	3	4	5=3+4	6=11+16	7	8	9	10	11=7+8+9+10	12	13	14	15	16=12+13+14+15
generation for the vulnerable sector to help them graduate into more productive remunerative, secured or more formal employment or livelihood	285003020100002	947	353	1,300	1,003	200	248	232	323	1,003					
MOOE		947	353	1,300	1,003	200	248	232	323	1,003					
MFO 3: LABOR FORCE WELFARE SERVICES	000003030000000	2,046	1,469	3,515	13,152	762	5,883	4,552	1,955	13,152					
Worker's Organization and Tripartism and Empowerment Programs	161003030100000	176	270	446	446	47	213	119	67	446					
MOOE		176	270	446	446	47	213	119	67	446					
Rural and Emergency Employment Services	161003030200000	37	455	492	11,957	581	5,454	4,249	1,673	11,957					
MOOE		37	455	492	11,957	581	5,454	4,249	1,673	11,957					

Particulars	UACS CODE	Current Year's Obligation			Budget Year Obligation Program										
		Actual Jan.1-Sept.30	Estimate Oct.1-Dec.31	Total	COMPREHENSIVE RELEASE						FOR LATER RELEASE(Negative List)				
					Q1	Q2	Q3	Q4	Sub Total	Q1	Q2	Q3	Q4	Sub Total	
1	2	3	4	5= 3+4	6= 11+16	7	8	9	10	11= 7+8+9+10	12	13	14	15	16= 12+13+ 14+15
EMPLOYMENT FACILITATION AND CAPACITY BUILDING SERVICES	0000030200000000	224,823	103,729	328,552	110,681	13,561	30,514	43,617	22,989	110,681					
MFO 3: LABOR FORCE WELFARE SERVICES	0000030300000000	2,077	1,479	3,556	13,196	774	5,895	4,564	1,963	13,196					
MFO 4: EMPLOYMENT REGULATION SERVICES	0000030400000000	5,566	3,900	9,466	9,816	2,053	2,560	2,278	2,925	9,816					


Prepared By:


 Ravelo Glenda
 Financial Services Head / Budget Officer
 Date: 29/Nov/2016

In coordination with:


 Nebrija Shirley Ann
 Planning Services Head / Planning Officer
 Date: 29/Nov/2016

Approved By:


 Cayalong, Elias
 Agency Head / Department Secretary
 Date: 29/Nov/2016