

MONTHLY REPORT OF DISBURSEMENTS

For the month of April 2022


Department: Department of Labor and Employment (DOLE)
 Agency/Entity: Office of the Secretary
 Operating Unit: Regional Office - VIII
 Organization Code (UACS): 16 001 0300008
 Fund Cluster: 01 Regular Agency Fund


Particulars	Current Year Budget					Prior Year's Budget											Trust Liabilities				Grand Total					Remarks			
	PS	MOOE	FinEx	CO	TOTAL	Prior Year's Accounts Payable					Current Year's Accounts Payable						SUB-TOTAL	PS	MOOE	CO	TOTAL	PS	MOOE	FinEx	CO		TOTAL		
						PS	MOOE	FinEx	CO	Sub-Total	PS	MOOE	FinEx	CO	Sub-Total	TOTAL													
1	2	3	4	5	6=(2+3+4+5)	7	8	9	10	11=(7+8+9+10)	12	13	14	15	16=(12+13+14+15)	17=(11+16)	18=(6+17)	19	20	21	22=(19+20+21)	23	24	25	26	27=(23+24+25+26)	28		
CASH DISBURSEMENTS	3,542,344.08	14,980,328.00	0.00	0.00	18,522,672.08	0.00	2,302,526.29	0.00	0.00	2,302,526.29	0.00	0.00	0.00	0.00	0.00	2,302,526.29	20,825,198.37	0.00	0.00	0.00	0.00	3,542,344.08	17,282,854.29	0.00	0.00	20,825,198.37			
Notice of Cash Allocation (NCA)	3,542,344.08	14,980,328.00	0.00	0.00	18,522,672.08	0.00	2,302,526.29	0.00	0.00	2,302,526.29	0.00	0.00	0.00	0.00	0.00	2,302,526.29	20,825,198.37	0.00	0.00	0.00	0.00	3,542,344.08	17,282,854.29	0.00	0.00	20,825,198.37			
MDS Checks Issued	3,210,629.33	8,379,751.01	0.00	0.00	11,590,380.34	0.00	2,019,527.13	0.00	0.00	2,019,527.13	0.00	0.00	0.00	0.00	0.00	2,019,527.13	13,609,907.47	0.00	0.00	0.00	0.00	3,210,629.33	10,399,278.14	0.00	0.00	13,609,907.47			
Advice to Debit Account	331,714.75	6,600,576.99	0.00	0.00	6,932,291.74	0.00	282,999.16	0.00	0.00	282,999.16	0.00	0.00	0.00	0.00	0.00	282,999.16	7,215,290.90	0.00	0.00	0.00	0.00	331,714.75	6,883,576.15	0.00	0.00	7,215,290.90			
Notice of Transfer Allocations (NTA)	0.00	0.00	0.00	0.00	0.00	0.00	0.00	0.00	0.00	0.00	0.00	0.00	0.00	0.00	0.00	0.00	0.00	0.00	0.00	0.00	0.00	0.00	0.00	0.00	0.00	0.00	0.00		
MDS Checks Issued	0.00	0.00	0.00	0.00	0.00	0.00	0.00	0.00	0.00	0.00	0.00	0.00	0.00	0.00	0.00	0.00	0.00	0.00	0.00	0.00	0.00	0.00	0.00	0.00	0.00	0.00	0.00	0.00	
Advice to Debit Account	0.00	0.00	0.00	0.00	0.00	0.00	0.00	0.00	0.00	0.00	0.00	0.00	0.00	0.00	0.00	0.00	0.00	0.00	0.00	0.00	0.00	0.00	0.00	0.00	0.00	0.00	0.00	0.00	
Working Fund for FAPs	0.00	0.00	0.00	0.00	0.00	0.00	0.00	0.00	0.00	0.00	0.00	0.00	0.00	0.00	0.00	0.00	0.00	0.00	0.00	0.00	0.00	0.00	0.00	0.00	0.00	0.00	0.00	0.00	
Cash Disbursement Ceiling (CDC)	0.00	0.00	0.00	0.00	0.00	0.00	0.00	0.00	0.00	0.00	0.00	0.00	0.00	0.00	0.00	0.00	0.00	0.00	0.00	0.00	0.00	0.00	0.00	0.00	0.00	0.00	0.00	0.00	
TOTAL CASH DISBURSEMENTS	3,542,344.08	14,980,328.00	0.00	0.00	18,522,672.08	0.00	2,302,526.29	0.00	0.00	2,302,526.29	0.00	0.00	0.00	0.00	0.00	2,302,526.29	20,825,198.37	0.00	0.00	0.00	0.00	3,542,344.08	17,282,854.29	0.00	0.00	20,825,198.37			
NON-CASH DISBURSEMENTS	337,597.08	125,804.59	0.00	0.00	463,401.67	0.00	10,986.43	0.00	0.00	10,986.43	0.00	0.00	0.00	0.00	0.00	10,986.43	474,388.10	0.00	0.00	0.00	0.00	337,597.08	136,791.02	0.00	0.00	474,388.10			
Tax Remittance Advices Issued (TRA)	337,597.08	125,804.59	0.00	0.00	463,401.67	0.00	10,986.43	0.00	0.00	10,986.43	0.00	0.00	0.00	0.00	0.00	10,986.43	474,388.10	0.00	0.00	0.00	0.00	337,597.08	136,791.02	0.00	0.00	474,388.10			
Non-Cash Availment Authority (NCAA)	0.00	0.00	0.00	0.00	0.00	0.00	0.00	0.00	0.00	0.00	0.00	0.00	0.00	0.00	0.00	0.00	0.00	0.00	0.00	0.00	0.00	0.00	0.00	0.00	0.00	0.00	0.00	0.00	
Disbursements effected through outright deductions from claims (please specify...)	0.00	0.00	0.00	0.00	0.00	0.00	0.00	0.00	0.00	0.00	0.00	0.00	0.00	0.00	0.00	0.00	0.00	0.00	0.00	0.00	0.00	0.00	0.00	0.00	0.00	0.00	0.00	0.00	
Overpayment of expenses(e.g. personnel benefits)	0.00	0.00	0.00	0.00	0.00	0.00	0.00	0.00	0.00	0.00	0.00	0.00	0.00	0.00	0.00	0.00	0.00	0.00	0.00	0.00	0.00	0.00	0.00	0.00	0.00	0.00	0.00	0.00	
Restitution for loss of government property	0.00	0.00	0.00	0.00	0.00	0.00	0.00	0.00	0.00	0.00	0.00	0.00	0.00	0.00	0.00	0.00	0.00	0.00	0.00	0.00	0.00	0.00	0.00	0.00	0.00	0.00	0.00	0.00	
Liquidated damages and similar claims	0.00	0.00	0.00	0.00	0.00	0.00	0.00	0.00	0.00	0.00	0.00	0.00	0.00	0.00	0.00	0.00	0.00	0.00	0.00	0.00	0.00	0.00	0.00	0.00	0.00	0.00	0.00	0.00	
Others(TEF, BTR-Documentary Stamp Tax, etc.)	0.00	0.00	0.00	0.00	0.00	0.00	0.00	0.00	0.00	0.00	0.00	0.00	0.00	0.00	0.00	0.00	0.00	0.00	0.00	0.00	0.00	0.00	0.00	0.00	0.00	0.00	0.00	0.00	
TOTAL NON-CASH DISBURSEMENTS	337,597.08	125,804.59	0.00	0.00	463,401.67	0.00	10,986.43	0.00	0.00	10,986.43	0.00	0.00	0.00	0.00	0.00	10,986.43	474,388.10	0.00	0.00	0.00	0.00	337,597.08	136,791.02	0.00	0.00	474,388.10			
GRAND TOTAL	3,879,941.16	15,106,132.59	0.00	0.00	18,986,073.75	0.00	2,313,512.72	0.00	0.00	2,313,512.72	0.00	0.00	0.00	0.00	0.00	2,313,512.72	21,299,586.47	0.00	0.00	0.00	0.00	3,879,941.16	17,419,645.31	0.00	0.00	21,299,586.47			


SUMMARY

Particulars	Previous Report	This Month	As at Date
(1)	(2)	(3)	(4)
Total Disbursement Authorities Received	60,658,623.49	75,062,016.34	135,720,639.83
NCA	27,450,000.00	11,618,000.00	39,068,000.00
NTA	31,933,099.52	62,969,628.24	94,902,727.76
Working Fund	0.00	0.00	0.00
TRA	1,275,523.97	474,388.10	1,749,912.07
CDC	0.00	0.00	0.00
NCAA	0.00	0.00	0.00
Less: Notice of Transfer of Allocations (NTA)* issued	0.00	0.00	0.00
Total Disbursement Authorities Available	60,658,623.49	75,062,016.34	135,720,639.83
Less:	0.00	0.00	0.00
Lapsed NCA	0.84	0.00	0.84
Disbursements	60,658,622.65	21,299,586.47	81,958,209.12
Less: Other Non-Cash Disbursements	0.00	0.00	0.00
Disbursements effected through outright deductions from claims	0.00	0.00	0.00
Overpayment of expenses(e.g. personnel benefits)	0.00	0.00	0.00
Restitution for loss of government property	0.00	0.00	0.00
Liquidated damages and similar claims	0.00	0.00	0.00
Others (e.g. TEF, BTR, Docs Stamp, etc.)	0.00	0.00	0.00
Add/Less: Adjustments (e.g. cancelled/staled checks)	0.00	0.00	0.00
Balance of Disbursement Authorities as at date	0.00	53,762,429.87	53,762,429.87
Total Disbursements Program	60,658,623.49	75,062,016.34	135,720,639.83
Less: *Actual Disbursements	60,658,622.65	21,299,586.47	81,958,209.12
(Over)/Under spending	0.84	53,762,429.87	53,762,430.71

Notes: * The use of NTA is discouraged
 Notes: ** Amounts should tally with the grand total disbursement (column 27).

Certified Correct:

 ELWIN A. CERVANTES
 AO V/ACCOUNTANT-DESIGNATE
 Date: 2022-05-11 15:24:54

Recommending Approval:

 MARITES L. VINAS
 CHIEF LEO/IMSD CHIEF
 Date: 2022-05-11 15:34:39

Approved By:

 HENRY JOHN S. JALBUENA
 REGIONAL DIRECTOR
 Date: 2022-05-11 16:37:40

MONTHLY REPORT OF DISBURSEMENTS
For the month of May 2022


Department: Department of Labor and Employment (DOLE)
 Agency/Entity: Office of the Secretary
 Operating Unit: Regional Office - VIII
 Organization Code (UACS): 16 001 0300008
 Fund Cluster: 01 Regular Agency Fund


Particulars	Current Year Budget					Prior Year's Budget											Trust Liabilities				Grand Total					Remarks						
	PS	MOOE	FinEx	CO	TOTAL	Prior Year's Accounts Payable					Current Year's Accounts Payable						TOTAL	SUB-TOTAL	PS	MOOE	CO	TOTAL	PS	MOOE	FinEx		CO	TOTAL				
						PS	MOOE	FinEx	CO	Sub-Total	PS	MOOE	FinEx	CO	Sub-Total	PS													MOOE	FinEx	CO	Sub-Total
1	2	3	4	5	6=(2+3+4+5)	7	8	9	10	11=(7+8+9+10)	12	13	14	15	16=(12+13+14+15)	17=(11+16)	18=(6+17)	19	20	21	22=(19+20+21)	23	24	25	26	27=(23+24+25+26)	28					
CASH DISBURSEMENTS	3,750,188.03	24,008,979.81	0.00	0.00	27,759,167.84	0.00	55,904.50	0.00	0.00	55,904.50	0.00	0.00	0.00	0.00	0.00	55,904.50	27,815,072.34	0.00	0.00	0.00	0.00	3,750,188.03	24,064,884.31	0.00	0.00	27,815,072.34						
Notice of Cash Allocation (NCA)	3,750,188.03	24,008,979.81	0.00	0.00	27,759,167.84	0.00	55,904.50	0.00	0.00	55,904.50	0.00	0.00	0.00	0.00	0.00	55,904.50	27,815,072.34	0.00	0.00	0.00	0.00	3,750,188.03	24,064,884.31	0.00	0.00	27,815,072.34						
MDS Checks Issued	3,127,046.33	12,782,492.02	0.00	0.00	15,909,538.35	0.00	14,952.00	0.00	0.00	14,952.00	0.00	0.00	0.00	0.00	0.00	14,952.00	15,924,490.35	0.00	0.00	0.00	0.00	3,127,046.33	12,797,444.02	0.00	0.00	15,924,490.35						
Advice to Debit Account	623,141.70	11,226,487.79	0.00	0.00	11,849,629.49	0.00	40,952.50	0.00	0.00	40,952.50	0.00	0.00	0.00	0.00	0.00	40,952.50	11,890,581.99	0.00	0.00	0.00	0.00	623,141.70	11,267,440.29	0.00	0.00	11,890,581.99						
Notice of Transfer Allocations (NTA)	0.00	0.00	0.00	0.00	0.00	0.00	0.00	0.00	0.00	0.00	0.00	0.00	0.00	0.00	0.00	0.00	0.00	0.00	0.00	0.00	0.00	0.00	0.00	0.00	0.00	0.00	0.00					
MDS Checks Issued	0.00	0.00	0.00	0.00	0.00	0.00	0.00	0.00	0.00	0.00	0.00	0.00	0.00	0.00	0.00	0.00	0.00	0.00	0.00	0.00	0.00	0.00	0.00	0.00	0.00	0.00	0.00	0.00				
Advice to Debit Account	0.00	0.00	0.00	0.00	0.00	0.00	0.00	0.00	0.00	0.00	0.00	0.00	0.00	0.00	0.00	0.00	0.00	0.00	0.00	0.00	0.00	0.00	0.00	0.00	0.00	0.00	0.00	0.00	0.00			
Working Fund for FAPs	0.00	0.00	0.00	0.00	0.00	0.00	0.00	0.00	0.00	0.00	0.00	0.00	0.00	0.00	0.00	0.00	0.00	0.00	0.00	0.00	0.00	0.00	0.00	0.00	0.00	0.00	0.00	0.00	0.00	0.00		
Cash Disbursement Ceiling (CDC)	0.00	0.00	0.00	0.00	0.00	0.00	0.00	0.00	0.00	0.00	0.00	0.00	0.00	0.00	0.00	0.00	0.00	0.00	0.00	0.00	0.00	0.00	0.00	0.00	0.00	0.00	0.00	0.00	0.00	0.00		
TOTAL CASH DISBURSEMENTS	3,750,188.03	24,008,979.81	0.00	0.00	27,759,167.84	0.00	55,904.50	0.00	0.00	55,904.50	0.00	0.00	0.00	0.00	0.00	55,904.50	27,815,072.34	0.00	0.00	0.00	0.00	3,750,188.03	24,064,884.31	0.00	0.00	27,815,072.34						
NON-CASH DISBURSEMENTS	337,597.08	132,077.89	0.00	0.00	469,674.97	0.00	2.50	0.00	0.00	2.50	0.00	0.00	0.00	0.00	2.50	469,677.47	0.00	0.00	0.00	0.00	0.00	337,597.08	132,080.39	0.00	0.00	469,677.47						
Tax Remittance Advices Issued (TRA)	337,597.08	132,077.89	0.00	0.00	469,674.97	0.00	2.50	0.00	0.00	2.50	0.00	0.00	0.00	0.00	2.50	469,677.47	0.00	0.00	0.00	0.00	0.00	337,597.08	132,080.39	0.00	0.00	469,677.47						
Non-Cash Availment Authority (NCAA)	0.00	0.00	0.00	0.00	0.00	0.00	0.00	0.00	0.00	0.00	0.00	0.00	0.00	0.00	0.00	0.00	0.00	0.00	0.00	0.00	0.00	0.00	0.00	0.00	0.00	0.00	0.00	0.00	0.00			
Disbursements effected through outright deductions from claims (please specify...)	0.00	0.00	0.00	0.00	0.00	0.00	0.00	0.00	0.00	0.00	0.00	0.00	0.00	0.00	0.00	0.00	0.00	0.00	0.00	0.00	0.00	0.00	0.00	0.00	0.00	0.00	0.00	0.00	0.00	0.00		
Overpayment of expenses(e.g. personnel benefits)	0.00	0.00	0.00	0.00	0.00	0.00	0.00	0.00	0.00	0.00	0.00	0.00	0.00	0.00	0.00	0.00	0.00	0.00	0.00	0.00	0.00	0.00	0.00	0.00	0.00	0.00	0.00	0.00	0.00	0.00	0.00	
Restitution for loss of government property	0.00	0.00	0.00	0.00	0.00	0.00	0.00	0.00	0.00	0.00	0.00	0.00	0.00	0.00	0.00	0.00	0.00	0.00	0.00	0.00	0.00	0.00	0.00	0.00	0.00	0.00	0.00	0.00	0.00	0.00	0.00	
Liquidated damages and similar claims	0.00	0.00	0.00	0.00	0.00	0.00	0.00	0.00	0.00	0.00	0.00	0.00	0.00	0.00	0.00	0.00	0.00	0.00	0.00	0.00	0.00	0.00	0.00	0.00	0.00	0.00	0.00	0.00	0.00	0.00	0.00	
Others(TEF, BTR-Documentary Stamp Tax, etc.)	0.00	0.00	0.00	0.00	0.00	0.00	0.00	0.00	0.00	0.00	0.00	0.00	0.00	0.00	0.00	0.00	0.00	0.00	0.00	0.00	0.00	0.00	0.00	0.00	0.00	0.00	0.00	0.00	0.00	0.00	0.00	
TOTAL NON-CASH DISBURSEMENTS	337,597.08	132,077.89	0.00	0.00	469,674.97	0.00	2.50	0.00	0.00	2.50	0.00	0.00	0.00	0.00	2.50	469,677.47	0.00	0.00	0.00	0.00	0.00	337,597.08	132,080.39	0.00	0.00	469,677.47						
GRAND TOTAL	4,087,785.11	24,141,057.70	0.00	0.00	28,228,842.81	0.00	55,907.00	0.00	0.00	55,907.00	0.00	0.00	0.00	0.00	0.00	55,907.00	28,284,749.81	0.00	0.00	0.00	0.00	4,087,785.11	24,196,964.70	0.00	0.00	28,284,749.81						


SUMMARY

Particulars	Previous Report	This Month	As at Date
(1)	(2)	(3)	(4)
Total Disbursement Authorities Received	135,720,639.83	69,402,322.05	205,122,961.88
NCA	39,068,000.00	15,963,000.00	55,031,000.00
NTA	94,902,727.76	52,969,644.58	147,872,372.34
Working Fund	0.00	0.00	0.00
TRA	1,749,912.07	469,677.47	2,219,589.54
CDC	0.00	0.00	0.00
NCAA	0.00	0.00	0.00
Less: Notice of Transfer of Allocations (NTA)* issued	0.00	0.00	0.00
Total Disbursement Authorities Available	135,720,639.83	69,402,322.05	205,122,961.88
Less:	0.00	0.00	0.00
Lapsed NCA	0.84	0.00	0.84
Disbursements	81,958,209.12	28,284,749.81	110,242,958.93
Less: Other Non-Cash Disbursements	0.00	0.00	0.00
Disbursements effected through outright deductions from claims	0.00	0.00	0.00
Overpayment of expenses(e.g. personnel benefits)	0.00	0.00	0.00
Restitution for loss of government property	0.00	0.00	0.00
Liquidated damages and similar claims	0.00	0.00	0.00
Others (e.g. TEF, BTR, Docs Stamp, etc.)	0.00	0.00	0.00
Add/Less: Adjustments (e.g. cancelled/staled checks)	0.00	0.00	0.00
Balance of Disbursement Authorities as at date	53,762,429.87	41,117,572.24	94,880,002.11
Total Disbursements Program	135,720,639.83	69,402,322.05	205,122,961.88
Less: *Actual Disbursements	81,958,209.12	28,284,749.81	110,242,958.93
(Over)/Under spending	53,762,430.71	41,117,572.24	94,880,002.95

Notes: * The use of NTA is discouraged
 Notes: ** Amounts should tally with the grand total disbursement (column 27).

Certified Correct:

 ELWIN A. CERVANTES
 AO V/ACCOUNTANT-DESIGNATE
 Date: 2022-06-03 10:58:58

Recommending Approval:

 MARITES Z. MINAS
 CHIEF LEO/MSD CHIEF
 Date: 2022-06-03 11:01:58

Approved By:

 HENRY JOHN S. JALBUENA
 REGIONAL DIRECTOR
 Date: 2022-06-08 08:40:03

MONTHLY REPORT OF DISBURSEMENTS

For the month of June 2022


Department: Department of Labor and Employment (DOLE)
 Agency/Entity: Office of the Secretary
 Operating Unit: Regional Office - VIII
 Organization Code (UACS): 16 001 0300008
 Fund Cluster: 01 Regular Agency Fund


Particulars	Current Year Budget					Prior Year's Budget											Trust Liabilities				Grand Total					Remarks		
	PS	MOOE	FinEx	CO	TOTAL	Prior Year's Accounts Payable					Current Year's Accounts Payable					TOTAL	SUB-TOTAL	PS	MOOE	CO	TOTAL	PS	MOOE	FinEx	CO		TOTAL	
						PS	MOOE	FinEx	CO	Sub-Total	PS	MOOE	FinEx	CO	Sub-Total													
1	2	3	4	5	6=(2+3+4+5)	7	8	9	10	11=(7+8+9+10)	12	13	14	15	16=(12+13+14+15)	17=(11+16)	18=(6+17)	19	20	21	22=(19+20+21)	23	24	25	26	27=(23+24+25+26)	28	
CASH DISBURSEMENTS	7,287,553.87	185,160,557.68	0.00	0.00	192,448,111.55	0.00	2,360.00	0.00	0.00	2,360.00	0.00	0.00	0.00	0.00	2,360.00	192,450,471.55	0.00	0.00	0.00	0.00	7,287,553.87	185,162,917.68	0.00	0.00	0.00	192,450,471.55		
Notice of Cash Allocation (NCA)	7,287,553.87	185,160,557.68	0.00	0.00	192,448,111.55	0.00	2,360.00	0.00	0.00	2,360.00	0.00	0.00	0.00	0.00	2,360.00	192,450,471.55	0.00	0.00	0.00	0.00	7,287,553.87	185,162,917.68	0.00	0.00	0.00	192,450,471.55		
MDS Checks Issued	4,439,879.50	177,389,286.07	0.00	0.00	181,829,165.57	0.00	360.00	0.00	0.00	360.00	0.00	0.00	0.00	0.00	360.00	181,829,525.57	0.00	0.00	0.00	0.00	4,439,879.50	177,389,646.07	0.00	0.00	0.00	181,829,525.57		
Advice to Debit Account	2,847,674.37	7,771,271.61	0.00	0.00	10,618,945.98	0.00	2,000.00	0.00	0.00	2,000.00	0.00	0.00	0.00	0.00	2,000.00	10,620,945.98	0.00	0.00	0.00	0.00	2,847,674.37	7,773,271.61	0.00	0.00	0.00	10,620,945.98		
Notice of Transfer Allocations (NTA)	0.00	0.00	0.00	0.00	0.00	0.00	0.00	0.00	0.00	0.00	0.00	0.00	0.00	0.00	0.00	0.00	0.00	0.00	0.00	0.00	0.00	0.00	0.00	0.00	0.00	0.00	0.00	
MDS Checks Issued	0.00	0.00	0.00	0.00	0.00	0.00	0.00	0.00	0.00	0.00	0.00	0.00	0.00	0.00	0.00	0.00	0.00	0.00	0.00	0.00	0.00	0.00	0.00	0.00	0.00	0.00	0.00	
Advice to Debit Account	0.00	0.00	0.00	0.00	0.00	0.00	0.00	0.00	0.00	0.00	0.00	0.00	0.00	0.00	0.00	0.00	0.00	0.00	0.00	0.00	0.00	0.00	0.00	0.00	0.00	0.00	0.00	
Working Fund for FAPs	0.00	0.00	0.00	0.00	0.00	0.00	0.00	0.00	0.00	0.00	0.00	0.00	0.00	0.00	0.00	0.00	0.00	0.00	0.00	0.00	0.00	0.00	0.00	0.00	0.00	0.00	0.00	
Cash Disbursement Ceiling (CDC)	0.00	0.00	0.00	0.00	0.00	0.00	0.00	0.00	0.00	0.00	0.00	0.00	0.00	0.00	0.00	0.00	0.00	0.00	0.00	0.00	0.00	0.00	0.00	0.00	0.00	0.00	0.00	
TOTAL CASH DISBURSEMENTS	7,287,553.87	185,160,557.68	0.00	0.00	192,448,111.55	0.00	2,360.00	0.00	0.00	2,360.00	0.00	0.00	0.00	0.00	2,360.00	192,450,471.55	0.00	0.00	0.00	0.00	7,287,553.87	185,162,917.68	0.00	0.00	0.00	192,450,471.55		
NON-CASH DISBURSEMENTS	337,597.08	217,087.00	0.00	0.00	554,684.08	0.00	0.00	0.00	0.00	0.00	0.00	0.00	0.00	0.00	0.00	554,684.08	0.00	0.00	0.00	0.00	337,597.08	217,087.00	0.00	0.00	0.00	554,684.08		
Tax Remittance Advices Issued (TRA)	337,597.08	217,087.00	0.00	0.00	554,684.08	0.00	0.00	0.00	0.00	0.00	0.00	0.00	0.00	0.00	0.00	554,684.08	0.00	0.00	0.00	0.00	337,597.08	217,087.00	0.00	0.00	0.00	554,684.08		
Non-Cash Availment Authority (NCAA)	0.00	0.00	0.00	0.00	0.00	0.00	0.00	0.00	0.00	0.00	0.00	0.00	0.00	0.00	0.00	0.00	0.00	0.00	0.00	0.00	0.00	0.00	0.00	0.00	0.00	0.00		
Disbursements effected through outright deductions from claims (please specify...)	0.00	0.00	0.00	0.00	0.00	0.00	0.00	0.00	0.00	0.00	0.00	0.00	0.00	0.00	0.00	0.00	0.00	0.00	0.00	0.00	0.00	0.00	0.00	0.00	0.00	0.00		
Overpayment of expenses(e.g. personnel benefits)	0.00	0.00	0.00	0.00	0.00	0.00	0.00	0.00	0.00	0.00	0.00	0.00	0.00	0.00	0.00	0.00	0.00	0.00	0.00	0.00	0.00	0.00	0.00	0.00	0.00	0.00		
Restitution for loss of government property	0.00	0.00	0.00	0.00	0.00	0.00	0.00	0.00	0.00	0.00	0.00	0.00	0.00	0.00	0.00	0.00	0.00	0.00	0.00	0.00	0.00	0.00	0.00	0.00	0.00	0.00		
Liquidated damages and similar claims	0.00	0.00	0.00	0.00	0.00	0.00	0.00	0.00	0.00	0.00	0.00	0.00	0.00	0.00	0.00	0.00	0.00	0.00	0.00	0.00	0.00	0.00	0.00	0.00	0.00	0.00		
Others(TEF, BTR-Documentary Stamp Tax, etc.)	0.00	0.00	0.00	0.00	0.00	0.00	0.00	0.00	0.00	0.00	0.00	0.00	0.00	0.00	0.00	0.00	0.00	0.00	0.00	0.00	0.00	0.00	0.00	0.00	0.00	0.00		
TOTAL NON-CASH DISBURSEMENTS	337,597.08	217,087.00	0.00	0.00	554,684.08	0.00	0.00	0.00	0.00	0.00	0.00	0.00	0.00	0.00	0.00	554,684.08	0.00	0.00	0.00	0.00	337,597.08	217,087.00	0.00	0.00	0.00	554,684.08		
GRAND TOTAL	7,625,150.95	185,377,644.68	0.00	0.00	193,002,795.63	0.00	2,360.00	0.00	0.00	2,360.00	0.00	0.00	0.00	0.00	2,360.00	193,005,155.63	0.00	0.00	0.00	0.00	7,625,150.95	185,380,004.68	0.00	0.00	0.00	193,005,155.63		


SUMMARY

Particulars	Previous Report	This Month	As at Date
(1)	(2)	(3)	(4)
Total Disbursement Authorities Received	205,122,961.88	98,127,701.00	303,250,662.88
NCA	55,031,000.00	17,318,000.00	72,349,000.00
NTA	147,872,372.34	80,255,016.92	228,127,389.26
Working Fund	0.00	0.00	0.00
TRA	2,219,589.54	554,684.08	2,774,273.62
CDC	0.00	0.00	0.00
NCAA	0.00	0.00	0.00
Less: Notice of Transfer of Allocations (NTA)* issued	0.00	0.00	0.00
Total Disbursement Authorities Available	205,122,961.88	98,127,701.00	303,250,662.88
Less:	0.00	0.00	0.00
Lapsed NCA	0.84	2,547.48	2,548.32
Disbursements	110,242,958.93	193,005,155.63	303,248,114.56
Less: Other Non-Cash Disbursements	0.00	0.00	0.00
Disbursements effected through outright deductions from claims	0.00	0.00	0.00
Overpayment of expenses(e.g. personnel benefits)	0.00	0.00	0.00
Restitution for loss of government property	0.00	0.00	0.00
Liquidated damages and similar claims	0.00	0.00	0.00
Others (e.g. TEF, BTR, Docs Stamp, etc.)	0.00	0.00	0.00
Add/Less: Adjustments (e.g. cancelled/staled checks)	0.00	0.00	0.00
Balance of Disbursement Authorities as at date	94,880,002.11	(94,880,002.11)	0.00
Total Disbursements Program	205,122,961.88	98,127,701.00	303,250,662.88
Less: *Actual Disbursements	110,242,958.93	193,005,155.63	303,248,114.56
(Over)/Under spending	94,880,002.95	(94,877,454.63)	2,548.32

Notes: * The use of NTA is discouraged
 Notes: ** Amounts should tally with the grand total disbursement (column 27).

Certified Correct:

 ELWIN A. CERVANTES
 AO V/ACCOUNTANT-DESIGNATE
 Date: 2022-07-07 12:09:48

Recommending Approval:

 MARITES Z. VIÑAS
 IMSD CHIEF/CHIEF LEO
 Date: 2022-07-07 12:14:16

Approved By:

 HENRY JOHN S. JALBUENA
 REGIONAL DIRECTOR
 Date: 2022-07-26 15:45:58