

MONTHLY REPORT OF DISBURSEMENTS

For the month of April 2021


Department: Department of Labor and Employment (DOLE)
 Agency/Entity: Office of the Secretary
 Operating Unit: Regional Office - VIII
 Organization Code (UACS): 16 001 0300008
 Fund Cluster: 01 Regular Agency Fund

Particulars	Current Year Budget					Prior Year's Budget											Trust Liabilities				Grand Total					Remarks		
	PS	MOOE	FinEx	CO	TOTAL	Prior Year's Accounts Payable					Current Year's Accounts Payable					TOTAL	SUB-TOTAL	PS	MOOE	CO	TOTAL	PS	MOOE	FinEx	CO		TOTAL	
						PS	MOOE	FinEx	CO	Sub-Total	PS	MOOE	FinEx	CO	Sub-Total													PS
1	2	3	4	5	6=(2+3+4+5)	7	8	9	10	11=(7+8+9+10)	12	13	14	15	16=(12+13+14+15)	17=(11+16)	18=(6+17)	19	20	21	22=(19+20+21)	23	24	25	26	27=(23+24+25+26)	28	
CASH DISBURSEMENTS	3,613,090.94	30,650,786.94	0.00	0.00	34,263,877.88	0.00	0.00	0.00	0.00	0.00	0.00	929,614.18	0.00	0.00	929,614.18	929,614.18	35,193,492.06	0.00	0.00	0.00	0.00	3,613,090.94	31,580,401.12	0.00	0.00	35,193,492.06		
Notice of Cash Allocation (NCA)	3,613,090.94	30,650,786.94	0.00	0.00	34,263,877.88	0.00	0.00	0.00	0.00	0.00	0.00	929,614.18	0.00	0.00	929,614.18	929,614.18	35,193,492.06	0.00	0.00	0.00	0.00	3,613,090.94	31,580,401.12	0.00	0.00	35,193,492.06		
MDS Checks Issued	3,318,625.73	27,064,716.77	0.00	0.00	30,383,342.50	0.00	0.00	0.00	0.00	0.00	0.00	668,932.35	0.00	0.00	668,932.35	668,932.35	31,052,274.85	0.00	0.00	0.00	0.00	3,318,625.73	27,733,649.12	0.00	0.00	31,052,274.85		
Advice to Debit Account	294,465.21	3,586,070.17	0.00	0.00	3,880,535.38	0.00	0.00	0.00	0.00	0.00	0.00	260,681.83	0.00	0.00	260,681.83	260,681.83	4,141,217.21	0.00	0.00	0.00	0.00	294,465.21	3,846,752.00	0.00	0.00	4,141,217.21		
Notice of Transfer Allocations (NTA)	0.00	0.00	0.00	0.00	0.00	0.00	0.00	0.00	0.00	0.00	0.00	0.00	0.00	0.00	0.00	0.00	0.00	0.00	0.00	0.00	0.00	0.00	0.00	0.00	0.00	0.00	0.00	
MDS Checks Issued	0.00	0.00	0.00	0.00	0.00	0.00	0.00	0.00	0.00	0.00	0.00	0.00	0.00	0.00	0.00	0.00	0.00	0.00	0.00	0.00	0.00	0.00	0.00	0.00	0.00	0.00	0.00	
Advice to Debit Account	0.00	0.00	0.00	0.00	0.00	0.00	0.00	0.00	0.00	0.00	0.00	0.00	0.00	0.00	0.00	0.00	0.00	0.00	0.00	0.00	0.00	0.00	0.00	0.00	0.00	0.00	0.00	
Working Fund for FAPs	0.00	0.00	0.00	0.00	0.00	0.00	0.00	0.00	0.00	0.00	0.00	0.00	0.00	0.00	0.00	0.00	0.00	0.00	0.00	0.00	0.00	0.00	0.00	0.00	0.00	0.00	0.00	
Cash Disbursement Ceiling (CDC)	0.00	0.00	0.00	0.00	0.00	0.00	0.00	0.00	0.00	0.00	0.00	0.00	0.00	0.00	0.00	0.00	0.00	0.00	0.00	0.00	0.00	0.00	0.00	0.00	0.00	0.00	0.00	
TOTAL CASH DISBURSEMENTS	3,613,090.94	30,650,786.94	0.00	0.00	34,263,877.88	0.00	0.00	0.00	0.00	0.00	0.00	929,614.18	0.00	0.00	929,614.18	929,614.18	35,193,492.06	0.00	0.00	0.00	0.00	3,613,090.94	31,580,401.12	0.00	0.00	35,193,492.06		
NON-CASH DISBURSEMENTS	353,410.72	49,703.07	0.00	0.00	403,113.79	0.00	0.00	0.00	0.00	0.00	0.00	0.00	0.00	0.00	0.00	0.00	403,113.79	0.00	0.00	0.00	0.00	353,410.72	49,703.07	0.00	0.00	403,113.79		
Tax Remittance Advices Issued (TRA)	353,410.72	49,703.07	0.00	0.00	403,113.79	0.00	0.00	0.00	0.00	0.00	0.00	0.00	0.00	0.00	0.00	0.00	403,113.79	0.00	0.00	0.00	0.00	353,410.72	49,703.07	0.00	0.00	403,113.79		
Non-Cash Availment Authority (NCAA)	0.00	0.00	0.00	0.00	0.00	0.00	0.00	0.00	0.00	0.00	0.00	0.00	0.00	0.00	0.00	0.00	0.00	0.00	0.00	0.00	0.00	0.00	0.00	0.00	0.00	0.00		
Disbursements effected through outright deductions from claims (please specify...)	0.00	0.00	0.00	0.00	0.00	0.00	0.00	0.00	0.00	0.00	0.00	0.00	0.00	0.00	0.00	0.00	0.00	0.00	0.00	0.00	0.00	0.00	0.00	0.00	0.00	0.00		
Overpayment of expenses(e.g. personnel benefits)	0.00	0.00	0.00	0.00	0.00	0.00	0.00	0.00	0.00	0.00	0.00	0.00	0.00	0.00	0.00	0.00	0.00	0.00	0.00	0.00	0.00	0.00	0.00	0.00	0.00	0.00		
Restitution for loss of government property	0.00	0.00	0.00	0.00	0.00	0.00	0.00	0.00	0.00	0.00	0.00	0.00	0.00	0.00	0.00	0.00	0.00	0.00	0.00	0.00	0.00	0.00	0.00	0.00	0.00	0.00		
Liquidated damages and similar claims	0.00	0.00	0.00	0.00	0.00	0.00	0.00	0.00	0.00	0.00	0.00	0.00	0.00	0.00	0.00	0.00	0.00	0.00	0.00	0.00	0.00	0.00	0.00	0.00	0.00	0.00		
Others(TEF, BTR-Documentary Stamp Tax, etc.)	0.00	0.00	0.00	0.00	0.00	0.00	0.00	0.00	0.00	0.00	0.00	0.00	0.00	0.00	0.00	0.00	0.00	0.00	0.00	0.00	0.00	0.00	0.00	0.00	0.00	0.00		
TOTAL NON-CASH DISBURSEMENTS	353,410.72	49,703.07	0.00	0.00	403,113.79	0.00	0.00	0.00	0.00	0.00	0.00	0.00	0.00	0.00	0.00	0.00	403,113.79	0.00	0.00	0.00	0.00	353,410.72	49,703.07	0.00	0.00	403,113.79		
GRAND TOTAL	3,966,501.66	30,700,490.01	0.00	0.00	34,666,991.67	0.00	0.00	0.00	0.00	0.00	0.00	929,614.18	0.00	0.00	929,614.18	929,614.18	35,596,605.85	0.00	0.00	0.00	0.00	3,966,501.66	31,630,104.19	0.00	0.00	35,596,605.85		

SUMMARY

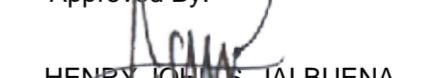
Particulars	Previous Report	This Month	As at Date
(1)	(2)	(3)	(4)
Total Disbursement Authorities Received	117,636,362.11	44,069,929.79	161,706,291.90
NCA	21,800,000.00	7,583,000.00	29,383,000.00
NTA	94,461,363.97	36,083,816.00	130,545,179.97
Working Fund	0.00	0.00	0.00
TRA	1,374,998.14	403,113.79	1,778,111.93
CDC	0.00	0.00	0.00
NCAA	0.00	0.00	0.00
Less: Notice of Transfer of Allocations (NTA)* issued	0.00	0.00	0.00
Total Disbursement Authorities Available	117,636,362.11	44,069,929.79	161,706,291.90
Less:	0.00	0.00	0.00
Lapsed NCA	0.00	0.00	0.00
Disbursements	117,636,362.11	35,596,605.85	153,232,967.96
Less: Other Non-Cash Disbursements	0.00	0.00	0.00
Disbursements effected through outright deductions from claims	0.00	0.00	0.00
Overpayment of expenses(e.g. personnel benefits)	0.00	0.00	0.00
Restitution for loss of government property	0.00	0.00	0.00
Liquidated damages and similar claims	0.00	0.00	0.00
Others (e.g. TEF, BTR, Docs Stamp, etc.)	0.00	0.00	0.00
Add/Less: Adjustments (e.g. cancelled/staled checks)	0.00	0.00	0.00
Balance of Disbursement Authorities as at date	0.00	8,473,323.94	8,473,323.94
Total Disbursements Program	117,636,362.11	44,069,929.79	161,706,291.90
Less: *Actual Disbursements	117,636,362.11	35,596,605.85	153,232,967.96
(Over)/Under spending	0.00	8,473,323.94	8,473,323.94

Notes: * The use of NTA is discouraged
 Notes: ** Amounts should tally with the grand total disbursement (column 27).

Certified Correct:

 MELDY C. MANSANADE
 Accountant III
 Date: 2021-05-04 15:26:30

Recommending Approval:

 CRISTINA T. LONGJAS
 IMSD Chief
 Date: 2021-05-04 21:38:19

Approved By:

 HENRY J. S. JÁLBUENA
 Regional Director
 Date: 2021-05-28 16:08:37

MONTHLY REPORT OF DISBURSEMENTS

For the month of May 2021

Department: Department of Labor and Employment (DOLE)
 Agency/Entity: Office of the Secretary
 Operating Unit: Regional Office - VIII
 Organization Code (UACS): 16 001 0300008
 Fund Cluster: 01 Regular Agency Fund

Particulars	Current Year Budget					Prior Year's Budget											Trust Liabilities				Grand Total					Remarks			
	PS	MOOE	FinEx	CO	TOTAL	Prior Year's Accounts Payable					Current Year's Accounts Payable						SUB-TOTAL	TOTAL	PS	MOOE	CO	TOTAL	PS	MOOE	FinEx		CO	TOTAL	
						PS	MOOE	FinEx	CO	Sub-Total	PS	MOOE	FinEx	CO	Sub-Total	TOTAL													PS
1	2	3	4	5	6=(2+3+4+5)	7	8	9	10	11=(7+8+9+10)	12	13	14	15	16=(12+13+14+15)	17=(11+16)	18=(6+17)	19	20	21	22=(19+20+21)	23	24	25	26	27=(23+24+25+26)	28		
CASH DISBURSEMENTS	6,661,807.38	26,869,670.83	0.00	0.00	33,531,478.21	0.00	18,759.13	0.00	0.00	18,759.13	0.00	0.00	0.00	0.00	0.00	18,759.13	33,550,237.34	0.00	0.00	0.00	0.00	6,661,807.38	26,888,429.96	0.00	0.00	33,550,237.34			
Notice of Cash Allocation (NCA)	6,661,807.38	26,869,670.83	0.00	0.00	33,531,478.21	0.00	18,759.13	0.00	0.00	18,759.13	0.00	0.00	0.00	0.00	0.00	18,759.13	33,550,237.34	0.00	0.00	0.00	0.00	6,661,807.38	26,888,429.96	0.00	0.00	33,550,237.34			
MDS Checks Issued	6,419,679.12	21,373,468.45	0.00	0.00	27,793,147.57	0.00	0.00	0.00	0.00	0.00	0.00	0.00	0.00	0.00	0.00	0.00	27,793,147.57	0.00	0.00	0.00	0.00	6,419,679.12	21,373,468.45	0.00	0.00	27,793,147.57			
Advice to Debit Account	242,128.26	5,496,202.38	0.00	0.00	5,738,330.64	0.00	18,759.13	0.00	0.00	18,759.13	0.00	0.00	0.00	0.00	0.00	18,759.13	5,757,089.77	0.00	0.00	0.00	0.00	242,128.26	5,514,961.51	0.00	0.00	5,757,089.77			
Notice of Transfer Allocations (NTA)	0.00	0.00	0.00	0.00	0.00	0.00	0.00	0.00	0.00	0.00	0.00	0.00	0.00	0.00	0.00	0.00	0.00	0.00	0.00	0.00	0.00	0.00	0.00	0.00	0.00	0.00	0.00		
MDS Checks Issued	0.00	0.00	0.00	0.00	0.00	0.00	0.00	0.00	0.00	0.00	0.00	0.00	0.00	0.00	0.00	0.00	0.00	0.00	0.00	0.00	0.00	0.00	0.00	0.00	0.00	0.00	0.00	0.00	
Advice to Debit Account	0.00	0.00	0.00	0.00	0.00	0.00	0.00	0.00	0.00	0.00	0.00	0.00	0.00	0.00	0.00	0.00	0.00	0.00	0.00	0.00	0.00	0.00	0.00	0.00	0.00	0.00	0.00	0.00	
Working Fund for FAPs	0.00	0.00	0.00	0.00	0.00	0.00	0.00	0.00	0.00	0.00	0.00	0.00	0.00	0.00	0.00	0.00	0.00	0.00	0.00	0.00	0.00	0.00	0.00	0.00	0.00	0.00	0.00	0.00	
Cash Disbursement Ceiling (CDC)	0.00	0.00	0.00	0.00	0.00	0.00	0.00	0.00	0.00	0.00	0.00	0.00	0.00	0.00	0.00	0.00	0.00	0.00	0.00	0.00	0.00	0.00	0.00	0.00	0.00	0.00	0.00	0.00	
TOTAL CASH DISBURSEMENTS	6,661,807.38	26,869,670.83	0.00	0.00	33,531,478.21	0.00	18,759.13	0.00	0.00	18,759.13	0.00	0.00	0.00	0.00	0.00	18,759.13	33,550,237.34	0.00	0.00	0.00	0.00	6,661,807.38	26,888,429.96	0.00	0.00	33,550,237.34			
NON-CASH DISBURSEMENTS	353,410.72	117,291.40	0.00	0.00	470,702.12	0.00	0.00	0.00	0.00	0.00	0.00	0.00	0.00	0.00	0.00	0.00	470,702.12	0.00	0.00	0.00	0.00	353,410.72	117,291.40	0.00	0.00	470,702.12			
Tax Remittance Advices Issued (TRA)	353,410.72	117,291.40	0.00	0.00	470,702.12	0.00	0.00	0.00	0.00	0.00	0.00	0.00	0.00	0.00	0.00	0.00	470,702.12	0.00	0.00	0.00	0.00	353,410.72	117,291.40	0.00	0.00	470,702.12			
Non-Cash Availment Authority (NCAA)	0.00	0.00	0.00	0.00	0.00	0.00	0.00	0.00	0.00	0.00	0.00	0.00	0.00	0.00	0.00	0.00	0.00	0.00	0.00	0.00	0.00	0.00	0.00	0.00	0.00	0.00	0.00	0.00	
Disbursements effected through outright deductions from claims (please specify...)	0.00	0.00	0.00	0.00	0.00	0.00	0.00	0.00	0.00	0.00	0.00	0.00	0.00	0.00	0.00	0.00	0.00	0.00	0.00	0.00	0.00	0.00	0.00	0.00	0.00	0.00	0.00	0.00	
Overpayment of expenses(e.g. personnel benefits)	0.00	0.00	0.00	0.00	0.00	0.00	0.00	0.00	0.00	0.00	0.00	0.00	0.00	0.00	0.00	0.00	0.00	0.00	0.00	0.00	0.00	0.00	0.00	0.00	0.00	0.00	0.00	0.00	
Restitution for loss of government property	0.00	0.00	0.00	0.00	0.00	0.00	0.00	0.00	0.00	0.00	0.00	0.00	0.00	0.00	0.00	0.00	0.00	0.00	0.00	0.00	0.00	0.00	0.00	0.00	0.00	0.00	0.00	0.00	
Liquidated damages and similar claims	0.00	0.00	0.00	0.00	0.00	0.00	0.00	0.00	0.00	0.00	0.00	0.00	0.00	0.00	0.00	0.00	0.00	0.00	0.00	0.00	0.00	0.00	0.00	0.00	0.00	0.00	0.00	0.00	
Others(TEF, BTR-Documentary Stamp Tax, etc.)	0.00	0.00	0.00	0.00	0.00	0.00	0.00	0.00	0.00	0.00	0.00	0.00	0.00	0.00	0.00	0.00	0.00	0.00	0.00	0.00	0.00	0.00	0.00	0.00	0.00	0.00	0.00	0.00	
TOTAL NON-CASH DISBURSEMENTS	353,410.72	117,291.40	0.00	0.00	470,702.12	0.00	0.00	0.00	0.00	0.00	0.00	0.00	0.00	0.00	0.00	0.00	470,702.12	0.00	0.00	0.00	0.00	353,410.72	117,291.40	0.00	0.00	470,702.12			
GRAND TOTAL	7,015,218.10	26,986,962.23	0.00	0.00	34,002,180.33	0.00	18,759.13	0.00	0.00	18,759.13	0.00	0.00	0.00	0.00	0.00	18,759.13	34,020,939.46	0.00	0.00	0.00	0.00	7,015,218.10	27,005,721.36	0.00	0.00	34,020,939.46			

SUMMARY

Particulars	Previous Report	This Month	As at Date
(1)	(2)	(3)	(4)
Total Disbursement Authorities Received	161,706,291.90	73,732,356.17	235,438,648.07
NCA	29,383,000.00	14,396,000.00	43,779,000.00
NTA	130,545,179.97	58,865,654.05	189,410,834.02
Working Fund	0.00	0.00	0.00
TRA	1,778,111.93	470,702.12	2,248,814.05
CDC	0.00	0.00	0.00
NCAA	0.00	0.00	0.00
Less: Notice of Transfer of Allocations (NTA)* issued	0.00	0.00	0.00
Total Disbursement Authorities Available	161,706,291.90	73,732,356.17	235,438,648.07
Less:	0.00	0.00	0.00
Lapsed NCA	0.00	0.00	0.00
Disbursements	153,232,967.96	34,020,939.46	187,253,907.42
Less: Other Non-Cash Disbursements	0.00	0.00	0.00
Disbursements effected through outright deductions from claims	0.00	0.00	0.00
Overpayment of expenses(e.g. personnel benefits)	0.00	0.00	0.00
Restitution for loss of government property	0.00	0.00	0.00
Liquidated damages and similar claims	0.00	0.00	0.00
Others (e.g. TEF, BTR, Docs Stamp, etc.)	0.00	0.00	0.00
Add/Less: Adjustments (e.g. cancelled/staled checks)	0.00	0.00	0.00
Balance of Disbursement Authorities as at date	8,473,323.94	39,711,416.71	48,184,740.65
Total Disbursements Program	161,706,291.90	73,732,356.17	235,438,648.07
Less: *Actual Disbursements	153,232,967.96	34,020,939.46	187,253,907.42
(Over)/Under spending	8,473,323.94	39,711,416.71	48,184,740.65

Notes: * The use of NTA is discouraged
 Notes: ** Amounts should tally with the grand total disbursement (column 27).

Certified Correct:

MELDY C. MANSANADE

Accountant III

Date: 2021-06-04 10:55:46

Recommending Approval:

CRISTINA T. LONGOS

Chief Administrative Officer

Date: 2021-06-04 10:58:50

Approved By:

HENRY JOHN S. ALBUENA

Regional Director

Date: 2021-06-09 09:49:00

MONTHLY REPORT OF DISBURSEMENTS

For the month of June 2021

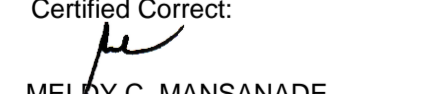
Department: Department of Labor and Employment (DOLE)
 Agency/Entity: Office of the Secretary
 Operating Unit: Regional Office - VIII
 Organization Code (UACS): 16 001 0300008
 Fund Cluster: 01 Regular Agency Fund


Particulars	Current Year Budget					Prior Year's Budget											Trust Liabilities				Grand Total					Remarks		
	PS	MOOE	FinEx	CO	TOTAL	Prior Year's Accounts Payable					Current Year's Accounts Payable						SUB-TOTAL	PS	MOOE	CO	TOTAL	PS	MOOE	FinEx	CO		TOTAL	
						PS	MOOE	FinEx	CO	Sub-Total	PS	MOOE	FinEx	CO	Sub-Total	TOTAL												
1	2	3	4	5	6=(2+3+4+5)	7	8	9	10	11=(7+8+9+10)	12	13	14	15	16=(12+13+14+15)	17=(11+16)	18=(6+17)	19	20	21	22=(19+20+21)	23	24	25	26	27=(23+24+25+26)	28	
CASH DISBURSEMENTS	3,351,448.22	83,529,678.51	0.00	0.00	86,881,126.73	0.00	4,816.00	0.00	0.00	4,816.00	0.00	102,758,657.92	0.00	0.00	102,758,657.92	102,763,473.92	189,644,600.65	0.00	0.00	0.00	0.00	3,351,448.22	186,293,152.43	0.00	0.00	189,644,600.65		
Notice of Cash Allocation (NCA)	3,351,448.22	83,529,678.51	0.00	0.00	86,881,126.73	0.00	4,816.00	0.00	0.00	4,816.00	0.00	102,758,657.92	0.00	0.00	102,758,657.92	102,763,473.92	189,644,600.65	0.00	0.00	0.00	0.00	3,351,448.22	186,293,152.43	0.00	0.00	189,644,600.65		
MDS Checks Issued	3,184,330.24	62,862,979.44	0.00	0.00	66,047,309.68	0.00	4,816.00	0.00	0.00	4,816.00	0.00	99,581,085.96	0.00	0.00	99,581,085.96	99,585,901.96	165,633,211.64	0.00	0.00	0.00	0.00	3,184,330.24	162,448,881.40	0.00	0.00	165,633,211.64		
Advice to Debit Account	167,117.98	20,666,699.07	0.00	0.00	20,833,817.05	0.00	0.00	0.00	0.00	0.00	0.00	3,177,571.96	0.00	0.00	3,177,571.96	3,177,571.96	24,011,389.01	0.00	0.00	0.00	0.00	167,117.98	23,844,271.03	0.00	0.00	24,011,389.01		
Notice of Transfer Allocations (NTA)	0.00	0.00	0.00	0.00	0.00	0.00	0.00	0.00	0.00	0.00	0.00	0.00	0.00	0.00	0.00	0.00	0.00	0.00	0.00	0.00	0.00	0.00	0.00	0.00	0.00	0.00	0.00	
MDS Checks Issued	0.00	0.00	0.00	0.00	0.00	0.00	0.00	0.00	0.00	0.00	0.00	0.00	0.00	0.00	0.00	0.00	0.00	0.00	0.00	0.00	0.00	0.00	0.00	0.00	0.00	0.00	0.00	
Advice to Debit Account	0.00	0.00	0.00	0.00	0.00	0.00	0.00	0.00	0.00	0.00	0.00	0.00	0.00	0.00	0.00	0.00	0.00	0.00	0.00	0.00	0.00	0.00	0.00	0.00	0.00	0.00	0.00	
Working Fund for FAPs	0.00	0.00	0.00	0.00	0.00	0.00	0.00	0.00	0.00	0.00	0.00	0.00	0.00	0.00	0.00	0.00	0.00	0.00	0.00	0.00	0.00	0.00	0.00	0.00	0.00	0.00	0.00	
Cash Disbursement Ceiling (CDC)	0.00	0.00	0.00	0.00	0.00	0.00	0.00	0.00	0.00	0.00	0.00	0.00	0.00	0.00	0.00	0.00	0.00	0.00	0.00	0.00	0.00	0.00	0.00	0.00	0.00	0.00	0.00	
TOTAL CASH DISBURSEMENTS	3,351,448.22	83,529,678.51	0.00	0.00	86,881,126.73	0.00	4,816.00	0.00	0.00	4,816.00	0.00	102,758,657.92	0.00	0.00	102,758,657.92	102,763,473.92	189,644,600.65	0.00	0.00	0.00	0.00	3,351,448.22	186,293,152.43	0.00	0.00	189,644,600.65		
NON-CASH DISBURSEMENTS	417,191.42	343,058.05	0.00	0.00	760,249.47	0.00	0.00	0.00	0.00	0.00	0.00	0.00	0.00	0.00	0.00	0.00	760,249.47	0.00	0.00	0.00	0.00	417,191.42	343,058.05	0.00	0.00	760,249.47		
Tax Remittance Advices Issued (TRA)	417,191.42	343,058.05	0.00	0.00	760,249.47	0.00	0.00	0.00	0.00	0.00	0.00	0.00	0.00	0.00	0.00	0.00	760,249.47	0.00	0.00	0.00	0.00	417,191.42	343,058.05	0.00	0.00	760,249.47		
Non-Cash Availment Authority (NCAA)	0.00	0.00	0.00	0.00	0.00	0.00	0.00	0.00	0.00	0.00	0.00	0.00	0.00	0.00	0.00	0.00	0.00	0.00	0.00	0.00	0.00	0.00	0.00	0.00	0.00	0.00		
Disbursements effected through outright deductions from claims (please specify...)	0.00	0.00	0.00	0.00	0.00	0.00	0.00	0.00	0.00	0.00	0.00	0.00	0.00	0.00	0.00	0.00	0.00	0.00	0.00	0.00	0.00	0.00	0.00	0.00	0.00	0.00		
Overpayment of expenses(e.g. personnel benefits)	0.00	0.00	0.00	0.00	0.00	0.00	0.00	0.00	0.00	0.00	0.00	0.00	0.00	0.00	0.00	0.00	0.00	0.00	0.00	0.00	0.00	0.00	0.00	0.00	0.00	0.00		
Restitution for loss of government property	0.00	0.00	0.00	0.00	0.00	0.00	0.00	0.00	0.00	0.00	0.00	0.00	0.00	0.00	0.00	0.00	0.00	0.00	0.00	0.00	0.00	0.00	0.00	0.00	0.00	0.00		
Liquidated damages and similar claims	0.00	0.00	0.00	0.00	0.00	0.00	0.00	0.00	0.00	0.00	0.00	0.00	0.00	0.00	0.00	0.00	0.00	0.00	0.00	0.00	0.00	0.00	0.00	0.00	0.00	0.00		
Others(TEF, BTR-Documentary Stamp Tax, etc.)	0.00	0.00	0.00	0.00	0.00	0.00	0.00	0.00	0.00	0.00	0.00	0.00	0.00	0.00	0.00	0.00	0.00	0.00	0.00	0.00	0.00	0.00	0.00	0.00	0.00	0.00		
TOTAL NON-CASH DISBURSEMENTS	417,191.42	343,058.05	0.00	0.00	760,249.47	0.00	0.00	0.00	0.00	0.00	0.00	0.00	0.00	0.00	0.00	0.00	760,249.47	0.00	0.00	0.00	0.00	417,191.42	343,058.05	0.00	0.00	760,249.47		
GRAND TOTAL	3,768,639.64	83,872,736.56	0.00	0.00	87,641,376.20	0.00	4,816.00	0.00	0.00	4,816.00	0.00	102,758,657.92	0.00	0.00	102,758,657.92	102,763,473.92	190,404,850.12	0.00	0.00	0.00	0.00	3,768,639.64	186,636,210.48	0.00	0.00	190,404,850.12		


SUMMARY

Particulars	Previous Report	This Month	As at Date
(1)	(2)	(3)	(4)
Total Disbursement Authorities Received	235,438,648.07	142,220,109.47	377,658,757.54
NCA	43,779,000.00	14,951,000.00	58,730,000.00
NTA	189,410,834.02	126,508,860.00	315,919,694.02
Working Fund	0.00	0.00	0.00
TRA	2,248,814.05	760,249.47	3,009,063.52
CDC	0.00	0.00	0.00
NCAA	0.00	0.00	0.00
Less: Notice of Transfer of Allocations (NTA)* issued	0.00	0.00	0.00
Total Disbursement Authorities Available	235,438,648.07	142,220,109.47	377,658,757.54
Less:	0.00	0.00	0.00
Lapsed NCA	0.00	0.00	0.00
Disbursements	187,253,907.42	190,404,850.12	377,658,757.54
Less: Other Non-Cash Disbursements	0.00	0.00	0.00
Disbursements effected through outright deductions from claims	0.00	0.00	0.00
Overpayment of expenses(e.g. personnel benefits)	0.00	0.00	0.00
Restitution for loss of government property	0.00	0.00	0.00
Liquidated damages and similar claims	0.00	0.00	0.00
Others (e.g. TEF, BTR, Docs Stamp, etc.)	0.00	0.00	0.00
Add/Less: Adjustments (e.g. cancelled/staled checks)	0.00	0.00	0.00
Balance of Disbursement Authorities as at date	48,184,740.65	(48,184,740.65)	0.00
Total Disbursements Program	235,438,648.07	142,220,109.47	377,658,757.54
Less: *Actual Disbursements	187,253,907.42	190,404,850.12	377,658,757.54
(Over)/Under spending	48,184,740.65	(48,184,740.65)	0.00

Notes: * The use of NTA is discouraged
 Notes: ** Amounts should tally with the grand total disbursement (column 27).

Certified Correct:

 MELDY C. MANSANADE
 Accountant III
 Date: 2021-07-05 14:49:45

Recommending Approval:

 CRISTINA T. LONGJAS
 Chief Administrative Officer
 Date: 2021-07-05 14:52:38

Approved By:

 HENRY JOHN S. JALBUENA
 REGIONAL DIRECTOR
 Date: 2021-07-19 16:24:47