

MONTHLY REPORT OF DISBURSEMENTS

For the month of November 2021

Department: Department of Labor and Employment (DOLE)
 Agency/Entity: Office of the Secretary
 Operating Unit: Regional Office - VIII
 Organization Code (UACS): 16 001 0300008
 Fund Cluster: 01 Regular Agency Fund

| Particulars | Current Year Budget | | | | | Prior Year's Budget | | | | | | | | | | | Trust Liabilities | | | | | Grand Total | | | | | Remarks | | | |
|--|---------------------|---------------|-------|------|---------------|-------------------------------|------|-------|------|---------------|---------------------------------|------|-------|------|------------------|------------|-------------------|------|------|------|---------------|--------------|---------------|-------|------|------------------|---------|------|------|----|
| | PS | MOOE | FinEx | CO | TOTAL | Prior Year's Accounts Payable | | | | | Current Year's Accounts Payable | | | | | TOTAL | SUB-TOTAL | PS | MOOE | CO | TOTAL | PS | MOOE | FinEx | CO | TOTAL | | | | |
| | | | | | | PS | MOOE | FinEx | CO | Sub-Total | PS | MOOE | FinEx | CO | Sub-Total | | | | | | | | | | | | | PS | MOOE | CO |
| 1 | 2 | 3 | 4 | 5 | 6=(2+3+4+5) | 7 | 8 | 9 | 10 | 11=(7+8+9+10) | 12 | 13 | 14 | 15 | 16=(12+13+14+15) | 17=(11+16) | 18=(6+17) | 19 | 20 | 21 | 22=(19+20+21) | 23 | 24 | 25 | 26 | 27=(23+24+25+26) | 28 | | | |
| CASH DISBURSEMENTS | 5,799,054.59 | 10,100,532.93 | 0.00 | 0.00 | 15,899,587.52 | 0.00 | 0.00 | 0.00 | 0.00 | 0.00 | 0.00 | 0.00 | 0.00 | 0.00 | 0.00 | 0.00 | 15,899,587.52 | 0.00 | 0.00 | 0.00 | 0.00 | 5,799,054.59 | 10,100,532.93 | 0.00 | 0.00 | 15,899,587.52 | | | | |
| Notice of Cash Allocation (NCA) | 5,799,054.59 | 10,100,532.93 | 0.00 | 0.00 | 15,899,587.52 | 0.00 | 0.00 | 0.00 | 0.00 | 0.00 | 0.00 | 0.00 | 0.00 | 0.00 | 0.00 | 0.00 | 15,899,587.52 | 0.00 | 0.00 | 0.00 | 0.00 | 5,799,054.59 | 10,100,532.93 | 0.00 | 0.00 | 15,899,587.52 | | | | |
| MDS Checks Issued | 5,457,929.47 | 3,638,665.11 | 0.00 | 0.00 | 9,096,594.58 | 0.00 | 0.00 | 0.00 | 0.00 | 0.00 | 0.00 | 0.00 | 0.00 | 0.00 | 0.00 | 0.00 | 9,096,594.58 | 0.00 | 0.00 | 0.00 | 0.00 | 5,457,929.47 | 3,638,665.11 | 0.00 | 0.00 | 9,096,594.58 | | | | |
| Advice to Debit Account | 341,125.12 | 6,461,867.82 | 0.00 | 0.00 | 6,802,992.94 | 0.00 | 0.00 | 0.00 | 0.00 | 0.00 | 0.00 | 0.00 | 0.00 | 0.00 | 0.00 | 0.00 | 6,802,992.94 | 0.00 | 0.00 | 0.00 | 0.00 | 341,125.12 | 6,461,867.82 | 0.00 | 0.00 | 6,802,992.94 | | | | |
| Notice of Transfer Allocations (NTA) | 0.00 | 0.00 | 0.00 | 0.00 | 0.00 | 0.00 | 0.00 | 0.00 | 0.00 | 0.00 | 0.00 | 0.00 | 0.00 | 0.00 | 0.00 | 0.00 | 0.00 | 0.00 | 0.00 | 0.00 | 0.00 | 0.00 | 0.00 | 0.00 | 0.00 | 0.00 | 0.00 | | | |
| MDS Checks Issued | 0.00 | 0.00 | 0.00 | 0.00 | 0.00 | 0.00 | 0.00 | 0.00 | 0.00 | 0.00 | 0.00 | 0.00 | 0.00 | 0.00 | 0.00 | 0.00 | 0.00 | 0.00 | 0.00 | 0.00 | 0.00 | 0.00 | 0.00 | 0.00 | 0.00 | 0.00 | 0.00 | 0.00 | | |
| Advice to Debit Account | 0.00 | 0.00 | 0.00 | 0.00 | 0.00 | 0.00 | 0.00 | 0.00 | 0.00 | 0.00 | 0.00 | 0.00 | 0.00 | 0.00 | 0.00 | 0.00 | 0.00 | 0.00 | 0.00 | 0.00 | 0.00 | 0.00 | 0.00 | 0.00 | 0.00 | 0.00 | 0.00 | 0.00 | | |
| Working Fund for FAPs | 0.00 | 0.00 | 0.00 | 0.00 | 0.00 | 0.00 | 0.00 | 0.00 | 0.00 | 0.00 | 0.00 | 0.00 | 0.00 | 0.00 | 0.00 | 0.00 | 0.00 | 0.00 | 0.00 | 0.00 | 0.00 | 0.00 | 0.00 | 0.00 | 0.00 | 0.00 | 0.00 | 0.00 | | |
| Cash Disbursement Ceiling (CDC) | 0.00 | 0.00 | 0.00 | 0.00 | 0.00 | 0.00 | 0.00 | 0.00 | 0.00 | 0.00 | 0.00 | 0.00 | 0.00 | 0.00 | 0.00 | 0.00 | 0.00 | 0.00 | 0.00 | 0.00 | 0.00 | 0.00 | 0.00 | 0.00 | 0.00 | 0.00 | 0.00 | 0.00 | | |
| TOTAL CASH DISBURSEMENTS | 5,799,054.59 | 10,100,532.93 | 0.00 | 0.00 | 15,899,587.52 | 0.00 | 0.00 | 0.00 | 0.00 | 0.00 | 0.00 | 0.00 | 0.00 | 0.00 | 0.00 | 0.00 | 15,899,587.52 | 0.00 | 0.00 | 0.00 | 0.00 | 5,799,054.59 | 10,100,532.93 | 0.00 | 0.00 | 15,899,587.52 | | | | |
| NON-CASH DISBURSEMENTS | 408,872.95 | 94,614.56 | 0.00 | 0.00 | 503,487.51 | 0.00 | 0.00 | 0.00 | 0.00 | 0.00 | 0.00 | 0.00 | 0.00 | 0.00 | 0.00 | 0.00 | 503,487.51 | 0.00 | 0.00 | 0.00 | 0.00 | 408,872.95 | 94,614.56 | 0.00 | 0.00 | 503,487.51 | | | | |
| Tax Remittance Advices Issued (TRA) | 408,872.95 | 94,614.56 | 0.00 | 0.00 | 503,487.51 | 0.00 | 0.00 | 0.00 | 0.00 | 0.00 | 0.00 | 0.00 | 0.00 | 0.00 | 0.00 | 0.00 | 503,487.51 | 0.00 | 0.00 | 0.00 | 0.00 | 408,872.95 | 94,614.56 | 0.00 | 0.00 | 503,487.51 | | | | |
| Non-Cash Availment Authority (NCAA) | 0.00 | 0.00 | 0.00 | 0.00 | 0.00 | 0.00 | 0.00 | 0.00 | 0.00 | 0.00 | 0.00 | 0.00 | 0.00 | 0.00 | 0.00 | 0.00 | 0.00 | 0.00 | 0.00 | 0.00 | 0.00 | 0.00 | 0.00 | 0.00 | 0.00 | 0.00 | 0.00 | 0.00 | | |
| Disbursements effected through outright deductions from claims (please specify...) | 0.00 | 0.00 | 0.00 | 0.00 | 0.00 | 0.00 | 0.00 | 0.00 | 0.00 | 0.00 | 0.00 | 0.00 | 0.00 | 0.00 | 0.00 | 0.00 | 0.00 | 0.00 | 0.00 | 0.00 | 0.00 | 0.00 | 0.00 | 0.00 | 0.00 | 0.00 | 0.00 | 0.00 | | |
| Overpayment of expenses(e.g. personnel benefits) | 0.00 | 0.00 | 0.00 | 0.00 | 0.00 | 0.00 | 0.00 | 0.00 | 0.00 | 0.00 | 0.00 | 0.00 | 0.00 | 0.00 | 0.00 | 0.00 | 0.00 | 0.00 | 0.00 | 0.00 | 0.00 | 0.00 | 0.00 | 0.00 | 0.00 | 0.00 | 0.00 | 0.00 | 0.00 | |
| Restitution for loss of government property | 0.00 | 0.00 | 0.00 | 0.00 | 0.00 | 0.00 | 0.00 | 0.00 | 0.00 | 0.00 | 0.00 | 0.00 | 0.00 | 0.00 | 0.00 | 0.00 | 0.00 | 0.00 | 0.00 | 0.00 | 0.00 | 0.00 | 0.00 | 0.00 | 0.00 | 0.00 | 0.00 | 0.00 | 0.00 | |
| Liquidated damages and similar claims | 0.00 | 0.00 | 0.00 | 0.00 | 0.00 | 0.00 | 0.00 | 0.00 | 0.00 | 0.00 | 0.00 | 0.00 | 0.00 | 0.00 | 0.00 | 0.00 | 0.00 | 0.00 | 0.00 | 0.00 | 0.00 | 0.00 | 0.00 | 0.00 | 0.00 | 0.00 | 0.00 | 0.00 | 0.00 | |
| Others(TEF, BTR-Documentary Stamp Tax, etc.) | 0.00 | 0.00 | 0.00 | 0.00 | 0.00 | 0.00 | 0.00 | 0.00 | 0.00 | 0.00 | 0.00 | 0.00 | 0.00 | 0.00 | 0.00 | 0.00 | 0.00 | 0.00 | 0.00 | 0.00 | 0.00 | 0.00 | 0.00 | 0.00 | 0.00 | 0.00 | 0.00 | 0.00 | 0.00 | |
| TOTAL NON-CASH DISBURSEMENTS | 408,872.95 | 94,614.56 | 0.00 | 0.00 | 503,487.51 | 0.00 | 0.00 | 0.00 | 0.00 | 0.00 | 0.00 | 0.00 | 0.00 | 0.00 | 0.00 | 0.00 | 503,487.51 | 0.00 | 0.00 | 0.00 | 0.00 | 408,872.95 | 94,614.56 | 0.00 | 0.00 | 503,487.51 | | | | |
| GRAND TOTAL | 6,207,927.54 | 10,195,147.49 | 0.00 | 0.00 | 16,403,075.03 | 0.00 | 0.00 | 0.00 | 0.00 | 0.00 | 0.00 | 0.00 | 0.00 | 0.00 | 0.00 | 0.00 | 16,403,075.03 | 0.00 | 0.00 | 0.00 | 0.00 | 6,207,927.54 | 10,195,147.49 | 0.00 | 0.00 | 16,403,075.03 | | | | |

SUMMARY

| Particulars | Previous Report | This Month | As at Date |
|--|-----------------|----------------|------------------|
| (1) | (2) | (3) | (4) |
| Total Disbursement Authorities Received | 941,930,026.20 | 142,629,972.69 | 1,084,559,998.89 |
| NCA | 408,916,000.00 | 111,627,000.00 | 520,543,000.00 |
| NTA | 527,050,791.59 | 30,499,485.18 | 557,550,276.77 |
| Working Fund | 0.00 | 0.00 | 0.00 |
| TRA | 5,963,234.61 | 503,487.51 | 6,466,722.12 |
| CDC | 0.00 | 0.00 | 0.00 |
| NCAA | 0.00 | 0.00 | 0.00 |
| Less: Notice of Transfer of Allocations (NTA)* issued | 0.00 | 0.00 | 0.00 |
| Total Disbursement Authorities Available | 941,930,026.20 | 142,629,972.69 | 1,084,559,998.89 |
| Less: | 0.00 | 0.00 | 0.00 |
| Lapsed NCA | 0.00 | 0.00 | 0.00 |
| Disbursements | 922,030,387.61 | 16,403,075.03 | 938,433,462.64 |
| Less: Other Non-Cash Disbursements | 0.00 | 0.00 | 0.00 |
| Disbursements effected through outright deductions from claims | 0.00 | 0.00 | 0.00 |
| Overpayment of expenses(e.g. personnel benefits) | 0.00 | 0.00 | 0.00 |
| Restitution for loss of government property | 0.00 | 0.00 | 0.00 |
| Liquidated damages and similar claims | 0.00 | 0.00 | 0.00 |
| Others (e.g. TEF, BTR, Docs Stamp, etc.) | 0.00 | 0.00 | 0.00 |
| Add/Less: Adjustments (e.g. cancelled/staled checks) | 1,706,250.00 | 50,000.00 | 1,756,250.00 |
| Balance of Disbursement Authorities as at date | 21,605,888.59 | 126,276,897.66 | 147,882,786.25 |
| Total Disbursements Program | 943,636,276.20 | 142,679,972.69 | 1,086,316,248.89 |
| Less: *Actual Disbursements | 922,030,387.61 | 16,403,075.03 | 938,433,462.64 |
| (Over)/Under spending | 21,605,888.59 | 126,276,897.66 | 147,882,786.25 |

Notes: * The use of NTA is discouraged
 Notes: ** Amounts should tally with the grand total disbursement (column 27).

Certified Correct:

MELDY C. MANSANADE

Accountant III

Date: 2021-12-06 12:31:11

Recommending Approval:

MARITES Z. VIÑAS

Chief, IMSD

Date: 2021-12-06 13:04:40

Approved By:

HENRY S. JALBUENA

Regional Director

Date: 2021-12-08 15:50:27

MONTHLY REPORT OF DISBURSEMENTS
For the month of October 2021


Department: Department of Labor and Employment (DOLE)
Agency/Entity: Office of the Secretary
Operating Unit: Regional Office - VIII
Organization Code (UACS): 16 001 0300008
Fund Cluster: 01 Regular Agency Fund

| Particulars | Current Year Budget | | | | | Prior Year's Budget | | | | | | | | | | | Trust Liabilities | | | | | Grand Total | | | | | Remarks | | |
|--|---------------------|---------------|-------|------|---------------|-------------------------------|------|-------|------|---------------|---------------------------------|------|-------|------|------------------|------------|-------------------|------|------|------|---------------|--------------|---------------|-------|------|------------------|---------|------|------|
| | PS | MOOE | FinEx | CO | TOTAL | Prior Year's Accounts Payable | | | | | Current Year's Accounts Payable | | | | | TOTAL | SUB-TOTAL | PS | MOOE | CO | TOTAL | PS | MOOE | FinEx | CO | TOTAL | | | |
| | | | | | | PS | MOOE | FinEx | CO | Sub-Total | PS | MOOE | FinEx | CO | Sub-Total | | | | | | | | | | | | | PS | MOOE |
| 1 | 2 | 3 | 4 | 5 | 6=(2+3+4+5) | 7 | 8 | 9 | 10 | 11=(7+8+9+10) | 12 | 13 | 14 | 15 | 16=(12+13+14+15) | 17=(11+16) | 18=(6+17) | 19 | 20 | 21 | 22=(19+20+21) | 23 | 24 | 25 | 26 | 27=(23+24+25+26) | 28 | | |
| CASH DISBURSEMENTS | 3,542,017.92 | 48,359,007.40 | 0.00 | 0.00 | 51,901,025.32 | 0.00 | 0.00 | 0.00 | 0.00 | 0.00 | 0.00 | 0.00 | 0.00 | 0.00 | 0.00 | 0.00 | 51,901,025.32 | 0.00 | 0.00 | 0.00 | 0.00 | 3,542,017.92 | 48,359,007.40 | 0.00 | 0.00 | 51,901,025.32 | | | |
| Notice of Cash Allocation (NCA) | 3,542,017.92 | 48,359,007.40 | 0.00 | 0.00 | 51,901,025.32 | 0.00 | 0.00 | 0.00 | 0.00 | 0.00 | 0.00 | 0.00 | 0.00 | 0.00 | 0.00 | 0.00 | 51,901,025.32 | 0.00 | 0.00 | 0.00 | 0.00 | 3,542,017.92 | 48,359,007.40 | 0.00 | 0.00 | 51,901,025.32 | | | |
| MDS Checks Issued | 3,222,593.07 | 39,148,234.88 | 0.00 | 0.00 | 42,370,827.95 | 0.00 | 0.00 | 0.00 | 0.00 | 0.00 | 0.00 | 0.00 | 0.00 | 0.00 | 0.00 | 0.00 | 42,370,827.95 | 0.00 | 0.00 | 0.00 | 0.00 | 3,222,593.07 | 39,148,234.88 | 0.00 | 0.00 | 42,370,827.95 | | | |
| Advice to Debit Account | 319,424.85 | 9,210,772.52 | 0.00 | 0.00 | 9,530,197.37 | 0.00 | 0.00 | 0.00 | 0.00 | 0.00 | 0.00 | 0.00 | 0.00 | 0.00 | 0.00 | 0.00 | 9,530,197.37 | 0.00 | 0.00 | 0.00 | 0.00 | 319,424.85 | 9,210,772.52 | 0.00 | 0.00 | 9,530,197.37 | | | |
| Notice of Transfer Allocations (NTA) | 0.00 | 0.00 | 0.00 | 0.00 | 0.00 | 0.00 | 0.00 | 0.00 | 0.00 | 0.00 | 0.00 | 0.00 | 0.00 | 0.00 | 0.00 | 0.00 | 0.00 | 0.00 | 0.00 | 0.00 | 0.00 | 0.00 | 0.00 | 0.00 | 0.00 | 0.00 | 0.00 | | |
| MDS Checks Issued | 0.00 | 0.00 | 0.00 | 0.00 | 0.00 | 0.00 | 0.00 | 0.00 | 0.00 | 0.00 | 0.00 | 0.00 | 0.00 | 0.00 | 0.00 | 0.00 | 0.00 | 0.00 | 0.00 | 0.00 | 0.00 | 0.00 | 0.00 | 0.00 | 0.00 | 0.00 | 0.00 | 0.00 | |
| Advice to Debit Account | 0.00 | 0.00 | 0.00 | 0.00 | 0.00 | 0.00 | 0.00 | 0.00 | 0.00 | 0.00 | 0.00 | 0.00 | 0.00 | 0.00 | 0.00 | 0.00 | 0.00 | 0.00 | 0.00 | 0.00 | 0.00 | 0.00 | 0.00 | 0.00 | 0.00 | 0.00 | 0.00 | 0.00 | |
| Working Fund for FAPs | 0.00 | 0.00 | 0.00 | 0.00 | 0.00 | 0.00 | 0.00 | 0.00 | 0.00 | 0.00 | 0.00 | 0.00 | 0.00 | 0.00 | 0.00 | 0.00 | 0.00 | 0.00 | 0.00 | 0.00 | 0.00 | 0.00 | 0.00 | 0.00 | 0.00 | 0.00 | 0.00 | 0.00 | |
| Cash Disbursement Ceiling (CDC) | 0.00 | 0.00 | 0.00 | 0.00 | 0.00 | 0.00 | 0.00 | 0.00 | 0.00 | 0.00 | 0.00 | 0.00 | 0.00 | 0.00 | 0.00 | 0.00 | 0.00 | 0.00 | 0.00 | 0.00 | 0.00 | 0.00 | 0.00 | 0.00 | 0.00 | 0.00 | 0.00 | 0.00 | |
| TOTAL CASH DISBURSEMENTS | 3,542,017.92 | 48,359,007.40 | 0.00 | 0.00 | 51,901,025.32 | 0.00 | 0.00 | 0.00 | 0.00 | 0.00 | 0.00 | 0.00 | 0.00 | 0.00 | 0.00 | 0.00 | 51,901,025.32 | 0.00 | 0.00 | 0.00 | 0.00 | 3,542,017.92 | 48,359,007.40 | 0.00 | 0.00 | 51,901,025.32 | | | |
| NON-CASH DISBURSEMENTS | 425,502.63 | 44,950.39 | 0.00 | 0.00 | 470,453.02 | 0.00 | 0.00 | 0.00 | 0.00 | 0.00 | 0.00 | 0.00 | 0.00 | 0.00 | 0.00 | 0.00 | 470,453.02 | 0.00 | 0.00 | 0.00 | 0.00 | 425,502.63 | 44,950.39 | 0.00 | 0.00 | 470,453.02 | | | |
| Tax Remittance Advices Issued (TRA) | 425,502.63 | 44,950.39 | 0.00 | 0.00 | 470,453.02 | 0.00 | 0.00 | 0.00 | 0.00 | 0.00 | 0.00 | 0.00 | 0.00 | 0.00 | 0.00 | 0.00 | 470,453.02 | 0.00 | 0.00 | 0.00 | 0.00 | 425,502.63 | 44,950.39 | 0.00 | 0.00 | 470,453.02 | | | |
| Non-Cash Availment Authority (NCAA) | 0.00 | 0.00 | 0.00 | 0.00 | 0.00 | 0.00 | 0.00 | 0.00 | 0.00 | 0.00 | 0.00 | 0.00 | 0.00 | 0.00 | 0.00 | 0.00 | 0.00 | 0.00 | 0.00 | 0.00 | 0.00 | 0.00 | 0.00 | 0.00 | 0.00 | 0.00 | 0.00 | 0.00 | |
| Disbursements effected through outright deductions from claims (please specify...) | 0.00 | 0.00 | 0.00 | 0.00 | 0.00 | 0.00 | 0.00 | 0.00 | 0.00 | 0.00 | 0.00 | 0.00 | 0.00 | 0.00 | 0.00 | 0.00 | 0.00 | 0.00 | 0.00 | 0.00 | 0.00 | 0.00 | 0.00 | 0.00 | 0.00 | 0.00 | 0.00 | 0.00 | |
| Overpayment of expenses(e.g. personnel benefits) | 0.00 | 0.00 | 0.00 | 0.00 | 0.00 | 0.00 | 0.00 | 0.00 | 0.00 | 0.00 | 0.00 | 0.00 | 0.00 | 0.00 | 0.00 | 0.00 | 0.00 | 0.00 | 0.00 | 0.00 | 0.00 | 0.00 | 0.00 | 0.00 | 0.00 | 0.00 | 0.00 | 0.00 | |
| Restitution for loss of government property | 0.00 | 0.00 | 0.00 | 0.00 | 0.00 | 0.00 | 0.00 | 0.00 | 0.00 | 0.00 | 0.00 | 0.00 | 0.00 | 0.00 | 0.00 | 0.00 | 0.00 | 0.00 | 0.00 | 0.00 | 0.00 | 0.00 | 0.00 | 0.00 | 0.00 | 0.00 | 0.00 | 0.00 | |
| Liquidated damages and similar claims | 0.00 | 0.00 | 0.00 | 0.00 | 0.00 | 0.00 | 0.00 | 0.00 | 0.00 | 0.00 | 0.00 | 0.00 | 0.00 | 0.00 | 0.00 | 0.00 | 0.00 | 0.00 | 0.00 | 0.00 | 0.00 | 0.00 | 0.00 | 0.00 | 0.00 | 0.00 | 0.00 | 0.00 | |
| Others(TEF, BTR-Documentary Stamp Tax, etc.) | 0.00 | 0.00 | 0.00 | 0.00 | 0.00 | 0.00 | 0.00 | 0.00 | 0.00 | 0.00 | 0.00 | 0.00 | 0.00 | 0.00 | 0.00 | 0.00 | 0.00 | 0.00 | 0.00 | 0.00 | 0.00 | 0.00 | 0.00 | 0.00 | 0.00 | 0.00 | 0.00 | 0.00 | |
| TOTAL NON-CASH DISBURSEMENTS | 425,502.63 | 44,950.39 | 0.00 | 0.00 | 470,453.02 | 0.00 | 0.00 | 0.00 | 0.00 | 0.00 | 0.00 | 0.00 | 0.00 | 0.00 | 0.00 | 0.00 | 470,453.02 | 0.00 | 0.00 | 0.00 | 0.00 | 425,502.63 | 44,950.39 | 0.00 | 0.00 | 470,453.02 | | | |
| GRAND TOTAL | 3,967,520.55 | 48,403,957.79 | 0.00 | 0.00 | 52,371,478.34 | 0.00 | 0.00 | 0.00 | 0.00 | 0.00 | 0.00 | 0.00 | 0.00 | 0.00 | 0.00 | 0.00 | 52,371,478.34 | 0.00 | 0.00 | 0.00 | 0.00 | 3,967,520.55 | 48,403,957.79 | 0.00 | 0.00 | 52,371,478.34 | | | |

SUMMARY


| Particulars | Previous Report | This Month | As at Date |
|--|-----------------|---------------|----------------|
| (1) | (2) | (3) | (4) |
| Total Disbursement Authorities Received | 867,952,659.27 | 73,977,366.93 | 941,930,026.20 |
| NCA | 351,695,000.00 | 57,221,000.00 | 408,916,000.00 |
| NTA | 510,764,877.68 | 16,285,913.91 | 527,050,791.59 |
| Working Fund | 0.00 | 0.00 | 0.00 |
| TRA | 5,492,781.59 | 470,453.02 | 5,963,234.61 |
| CDC | 0.00 | 0.00 | 0.00 |
| NCAA | 0.00 | 0.00 | 0.00 |
| Less: Notice of Transfer of Allocations (NTA)* issued | 0.00 | 0.00 | 0.00 |
| Total Disbursement Authorities Available | 867,952,659.27 | 73,977,366.93 | 941,930,026.20 |
| Less: | 0.00 | 0.00 | 0.00 |
| Lapsed NCA | 0.00 | 0.00 | 0.00 |
| Disbursements | 869,658,909.27 | 52,371,478.34 | 922,030,387.61 |
| Less: Other Non-Cash Disbursements | 0.00 | 0.00 | 0.00 |
| Disbursements effected through outright deductions from claims | 0.00 | 0.00 | 0.00 |
| Overpayment of expenses(e.g. personnel benefits) | 0.00 | 0.00 | 0.00 |
| Restitution for loss of government property | 0.00 | 0.00 | 0.00 |
| Liquidated damages and similar claims | 0.00 | 0.00 | 0.00 |
| Others (e.g. TEF, BTR, Docs Stamp, etc.) | 0.00 | 0.00 | 0.00 |
| Add/Less: Adjustments (e.g. cancelled/staled checks) | 1,706,250.00 | 0.00 | 1,706,250.00 |
| Balance of Disbursement Authorities as at date | 0.00 | 21,605,888.59 | 21,605,888.59 |
| Total Disbursements Program | 869,658,909.27 | 73,977,366.93 | 943,636,276.20 |
| Less: *Actual Disbursements | 869,658,909.27 | 52,371,478.34 | 922,030,387.61 |
| (Over)/Under spending | 0.00 | 21,605,888.59 | 21,605,888.59 |

Notes: * The use of NTA is discouraged
Notes: ** Amounts should tally with the grand total disbursement (column 27).

Certified Correct:

MELDY C. MANSANADE
Accountant III
Date: 2021-11-10 16:06:32

Recommending Approval:

CRISTINA T. LONGJAS
Chief Administrative Officer
Date: 2021-11-10 16:23:06

Approved By:

HENRY JOHN S. BUENA
Regional Director
Date: 2021-11-10 18:15:06

MONTHLY REPORT OF DISBURSEMENTS
For the month of December 2021

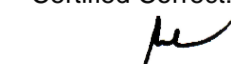
Department: Department of Labor and Employment (DOLE)
Agency/Entity: Office of the Secretary
Operating Unit: Regional Office - VIII
Organization Code (UACS): 16 001 0300008
Fund Cluster: 01 Regular Agency Fund

| Particulars | Current Year Budget | | | | | Prior Year's Budget | | | | | | | | | | | Trust Liabilities | | | | Grand Total | | | | | Remarks | | |
|--|---------------------|----------------|-------|------|----------------|-------------------------------|------|-------|------|---------------|---------------------------------|------|-------|------|------------------|------------|-------------------|------|------|------|---------------|------|--------------|----------------|------|------------------|----------------|--|
| | PS | MOOE | FinEx | CO | TOTAL | Prior Year's Accounts Payable | | | | | Current Year's Accounts Payable | | | | | TOTAL | SUB-TOTAL | PS | MOOE | CO | TOTAL | PS | MOOE | FinEx | CO | | TOTAL | |
| | | | | | | PS | MOOE | FinEx | CO | Sub-Total | PS | MOOE | FinEx | CO | Sub-Total | | | | | | | | | | | | | |
| 1 | 2 | 3 | 4 | 5 | 6=(2+3+4+5) | 7 | 8 | 9 | 10 | 11=(7+8+9+10) | 12 | 13 | 14 | 15 | 16=(12+13+14+15) | 17=(11+16) | 18=(6+17) | 19 | 20 | 21 | 22=(19+20+21) | 23 | 24 | 25 | 26 | 27=(23+24+25+26) | 28 | |
| CASH DISBURSEMENTS | 8,178,332.35 | 163,696,114.98 | 0.00 | 0.00 | 171,874,447.33 | 0.00 | 0.00 | 0.00 | 0.00 | 0.00 | 0.00 | 0.00 | 0.00 | 0.00 | 0.00 | 0.00 | 0.00 | 0.00 | 0.00 | 0.00 | 0.00 | 0.00 | 8,178,332.35 | 163,696,114.98 | 0.00 | 0.00 | 171,874,447.33 | |
| Notice of Cash Allocation (NCA) | 8,178,332.35 | 163,696,114.98 | 0.00 | 0.00 | 171,874,447.33 | 0.00 | 0.00 | 0.00 | 0.00 | 0.00 | 0.00 | 0.00 | 0.00 | 0.00 | 0.00 | 0.00 | 0.00 | 0.00 | 0.00 | 0.00 | 0.00 | 0.00 | 8,178,332.35 | 163,696,114.98 | 0.00 | 0.00 | 171,874,447.33 | |
| MDS Checks Issued | 7,933,567.25 | 156,829,858.44 | 0.00 | 0.00 | 164,763,425.69 | 0.00 | 0.00 | 0.00 | 0.00 | 0.00 | 0.00 | 0.00 | 0.00 | 0.00 | 0.00 | 0.00 | 0.00 | 0.00 | 0.00 | 0.00 | 0.00 | 0.00 | 7,933,567.25 | 156,829,858.44 | 0.00 | 0.00 | 164,763,425.69 | |
| Advice to Debit Account | 244,765.10 | 6,866,256.54 | 0.00 | 0.00 | 7,111,021.64 | 0.00 | 0.00 | 0.00 | 0.00 | 0.00 | 0.00 | 0.00 | 0.00 | 0.00 | 0.00 | 0.00 | 0.00 | 0.00 | 0.00 | 0.00 | 0.00 | 0.00 | 244,765.10 | 6,866,256.54 | 0.00 | 0.00 | 7,111,021.64 | |
| Notice of Transfer Allocations (NTA) | 0.00 | 0.00 | 0.00 | 0.00 | 0.00 | 0.00 | 0.00 | 0.00 | 0.00 | 0.00 | 0.00 | 0.00 | 0.00 | 0.00 | 0.00 | 0.00 | 0.00 | 0.00 | 0.00 | 0.00 | 0.00 | 0.00 | 0.00 | 0.00 | 0.00 | 0.00 | 0.00 | |
| MDS Checks Issued | 0.00 | 0.00 | 0.00 | 0.00 | 0.00 | 0.00 | 0.00 | 0.00 | 0.00 | 0.00 | 0.00 | 0.00 | 0.00 | 0.00 | 0.00 | 0.00 | 0.00 | 0.00 | 0.00 | 0.00 | 0.00 | 0.00 | 0.00 | 0.00 | 0.00 | 0.00 | 0.00 | |
| Advice to Debit Account | 0.00 | 0.00 | 0.00 | 0.00 | 0.00 | 0.00 | 0.00 | 0.00 | 0.00 | 0.00 | 0.00 | 0.00 | 0.00 | 0.00 | 0.00 | 0.00 | 0.00 | 0.00 | 0.00 | 0.00 | 0.00 | 0.00 | 0.00 | 0.00 | 0.00 | 0.00 | 0.00 | |
| Working Fund for FAPs | 0.00 | 0.00 | 0.00 | 0.00 | 0.00 | 0.00 | 0.00 | 0.00 | 0.00 | 0.00 | 0.00 | 0.00 | 0.00 | 0.00 | 0.00 | 0.00 | 0.00 | 0.00 | 0.00 | 0.00 | 0.00 | 0.00 | 0.00 | 0.00 | 0.00 | 0.00 | 0.00 | |
| Cash Disbursement Ceiling (CDC) | 0.00 | 0.00 | 0.00 | 0.00 | 0.00 | 0.00 | 0.00 | 0.00 | 0.00 | 0.00 | 0.00 | 0.00 | 0.00 | 0.00 | 0.00 | 0.00 | 0.00 | 0.00 | 0.00 | 0.00 | 0.00 | 0.00 | 0.00 | 0.00 | 0.00 | 0.00 | 0.00 | |
| TOTAL CASH DISBURSEMENTS | 8,178,332.35 | 163,696,114.98 | 0.00 | 0.00 | 171,874,447.33 | 0.00 | 0.00 | 0.00 | 0.00 | 0.00 | 0.00 | 0.00 | 0.00 | 0.00 | 0.00 | 0.00 | 0.00 | 0.00 | 0.00 | 0.00 | 0.00 | 0.00 | 8,178,332.35 | 163,696,114.98 | 0.00 | 0.00 | 171,874,447.33 | |
| NON-CASH DISBURSEMENTS | 1,192,849.03 | 679,105.04 | 0.00 | 0.00 | 1,871,954.07 | 0.00 | 0.00 | 0.00 | 0.00 | 0.00 | 0.00 | 0.00 | 0.00 | 0.00 | 0.00 | 0.00 | 0.00 | 0.00 | 0.00 | 0.00 | 0.00 | 0.00 | 1,192,849.03 | 679,105.04 | 0.00 | 0.00 | 1,871,954.07 | |
| Tax Remittance Advices Issued (TRA) | 1,192,849.03 | 679,105.04 | 0.00 | 0.00 | 1,871,954.07 | 0.00 | 0.00 | 0.00 | 0.00 | 0.00 | 0.00 | 0.00 | 0.00 | 0.00 | 0.00 | 0.00 | 0.00 | 0.00 | 0.00 | 0.00 | 0.00 | 0.00 | 1,192,849.03 | 679,105.04 | 0.00 | 0.00 | 1,871,954.07 | |
| Non-Cash Availment Authority (NCAA) | 0.00 | 0.00 | 0.00 | 0.00 | 0.00 | 0.00 | 0.00 | 0.00 | 0.00 | 0.00 | 0.00 | 0.00 | 0.00 | 0.00 | 0.00 | 0.00 | 0.00 | 0.00 | 0.00 | 0.00 | 0.00 | 0.00 | 0.00 | 0.00 | 0.00 | 0.00 | 0.00 | |
| Disbursements effected through outright deductions from claims (please specify...) | 0.00 | 0.00 | 0.00 | 0.00 | 0.00 | 0.00 | 0.00 | 0.00 | 0.00 | 0.00 | 0.00 | 0.00 | 0.00 | 0.00 | 0.00 | 0.00 | 0.00 | 0.00 | 0.00 | 0.00 | 0.00 | 0.00 | 0.00 | 0.00 | 0.00 | 0.00 | 0.00 | |
| Overpayment of expenses(e.g. personnel benefits) | 0.00 | 0.00 | 0.00 | 0.00 | 0.00 | 0.00 | 0.00 | 0.00 | 0.00 | 0.00 | 0.00 | 0.00 | 0.00 | 0.00 | 0.00 | 0.00 | 0.00 | 0.00 | 0.00 | 0.00 | 0.00 | 0.00 | 0.00 | 0.00 | 0.00 | 0.00 | 0.00 | |
| Restitution for loss of government property | 0.00 | 0.00 | 0.00 | 0.00 | 0.00 | 0.00 | 0.00 | 0.00 | 0.00 | 0.00 | 0.00 | 0.00 | 0.00 | 0.00 | 0.00 | 0.00 | 0.00 | 0.00 | 0.00 | 0.00 | 0.00 | 0.00 | 0.00 | 0.00 | 0.00 | 0.00 | 0.00 | |
| Liquidated damages and similar claims | 0.00 | 0.00 | 0.00 | 0.00 | 0.00 | 0.00 | 0.00 | 0.00 | 0.00 | 0.00 | 0.00 | 0.00 | 0.00 | 0.00 | 0.00 | 0.00 | 0.00 | 0.00 | 0.00 | 0.00 | 0.00 | 0.00 | 0.00 | 0.00 | 0.00 | 0.00 | 0.00 | |
| Others(TEF, BTr-Documentary Stamp Tax, etc.) | 0.00 | 0.00 | 0.00 | 0.00 | 0.00 | 0.00 | 0.00 | 0.00 | 0.00 | 0.00 | 0.00 | 0.00 | 0.00 | 0.00 | 0.00 | 0.00 | 0.00 | 0.00 | 0.00 | 0.00 | 0.00 | 0.00 | 0.00 | 0.00 | 0.00 | 0.00 | 0.00 | |
| TOTAL NON-CASH DISBURSEMENTS | 1,192,849.03 | 679,105.04 | 0.00 | 0.00 | 1,871,954.07 | 0.00 | 0.00 | 0.00 | 0.00 | 0.00 | 0.00 | 0.00 | 0.00 | 0.00 | 0.00 | 0.00 | 0.00 | 0.00 | 0.00 | 0.00 | 0.00 | 0.00 | 1,192,849.03 | 679,105.04 | 0.00 | 0.00 | 1,871,954.07 | |
| GRAND TOTAL | 9,371,181.38 | 164,375,220.02 | 0.00 | 0.00 | 173,746,401.40 | 0.00 | 0.00 | 0.00 | 0.00 | 0.00 | 0.00 | 0.00 | 0.00 | 0.00 | 0.00 | 0.00 | 0.00 | 0.00 | 0.00 | 0.00 | 0.00 | 0.00 | 9,371,181.38 | 164,375,220.02 | 0.00 | 0.00 | 173,746,401.40 | |

SUMMARY


| Particulars | Previous Report | This Month | As at Date |
|--|------------------|------------------|------------------|
| (1) | (2) | (3) | (4) |
| Total Disbursement Authorities Received | 1,084,559,998.89 | 25,863,661.94 | 1,110,423,660.83 |
| NCA | 520,543,000.00 | 23,966,000.00 | 544,509,000.00 |
| NTA | 557,550,276.77 | 25,707.87 | 557,575,984.64 |
| Working Fund | 0.00 | 0.00 | 0.00 |
| TRA | 6,466,722.12 | 1,871,954.07 | 8,338,676.19 |
| CDC | 0.00 | 0.00 | 0.00 |
| NCAA | 0.00 | 0.00 | 0.00 |
| Less: Notice of Transfer of Allocations (NTA)* issued | 0.00 | 0.00 | 0.00 |
| Total Disbursement Authorities Available | 1,084,559,998.89 | 25,863,661.94 | 1,110,423,660.83 |
| Less: | 0.00 | 0.00 | 0.00 |
| Lapsed NCA | 0.00 | 46.79 | 46.79 |
| Disbursements | 938,433,462.64 | 173,746,401.40 | 1,112,179,864.04 |
| Less: Other Non-Cash Disbursements | 0.00 | 0.00 | 0.00 |
| Disbursements effected through outright deductions from claims | 0.00 | 0.00 | 0.00 |
| Overpayment of expenses(e.g. personnel benefits) | 0.00 | 0.00 | 0.00 |
| Restitution for loss of government property | 0.00 | 0.00 | 0.00 |
| Liquidated damages and similar claims | 0.00 | 0.00 | 0.00 |
| Others (e.g. TEF, BTr, Docs Stamp, etc.) | 0.00 | 0.00 | 0.00 |
| Add/Less: Adjustments (e.g. cancelled/staled checks) | 1,756,250.00 | 0.00 | 1,756,250.00 |
| Balance of Disbursement Authorities as at date | 147,882,786.25 | (147,882,786.25) | 0.00 |
| Total Disbursements Program | 1,086,316,248.89 | 25,863,661.94 | 1,112,179,910.83 |
| Less: *Actual Disbursements | 938,433,462.64 | 173,746,401.40 | 1,112,179,864.04 |
| (Over)/Under spending | 147,882,786.25 | (147,882,739.46) | 46.79 |

Notes: * The use of NTA is discouraged
Notes: ** Amounts should tally with the grand total disbursement (column 27).

Certified Correct:

MELDY C. MANSANADE
Accountant III
Date: 2022-01-07 15:25:31

Recommending Approval:

MARITES Z. VIÑAS
Chief, IMSD
Date: 2022-01-07 15:34:30

Approved By:

HENRY JOHN S. JALBUENA
Regional Director
Date: 2022-01-18 16:51:57