



*More than Jobs!  
It's decent jobs.*

# RO-8



as of October 2017 Performance

(Guiding Rate) SIGNAL



Below guiding accomplishment rate of 83%



Above guiding accomplishment rate of 83%

# EMPLOYMENT AND POLICY SUPPORT



# Special Program for Employment of Students (SPES)

## 2016 Continuing Fund-Regular

FIELD OFFICE	PHYSICAL		%	Signal	FINANCIAL		%	Signal
	TARGET	ACCOMP			ALLOTMENT	OBLIGATION		
Northern Leyte	104	141	136	●	917,830.46	917,830.46	100	●
Western Leyte	456	247	54	●	2,884,400.00	1,573,190.29	55	●
Southern Leyte	17	29	170	●	108,085.00	108,085.00	100	●
Biliran	17	17			111,025.00	111,025.00	100	●
Samar	34	50	147	●	214,835.00	214,835.00	100	●
Eastern Samar	61	123	201	●	391,730.00	391,730.00	100	●
Northern Samar	38	60	159	●	242,938.00	242,938.00	100	●
<b>TOTAL</b>	<b>727</b>	<b>667</b>	<b>92</b>	●	<b>4,870,843.46</b>	<b>3,559,633.75</b>	<b>73</b>	●



# Special Program for Employment of Students (SPES) 2016 Continuing Fund-BUB

FIELD OFFICE	PHYSICAL		%	Signal	FINANCIAL		%	Signal
	TARGET	ACCOMP			ALLOTMENT	OBLIGATION		
Northern Leyte								
Western Leyte					272,325.00	0	0	●
Southern Leyte		27			113,498.00	52,000.00	46	●
Biliran								
Samar	525	525	100	●	1,108,983.00	464,813.23	42	●
Eastern Samar	162	209	129	●	623,500.00	594,976.77	95	●
Northern Samar								
<b>TOTAL</b>	<b>687</b>	<b>603</b>	<b>88</b>	●	<b>2,118,305.00</b>	<b>1,111,790.00</b>	<b>52</b>	●



# Special Program for Employment of Students (SPES)

## 2017 Current Fund-Regular

FIELD OFFICE	PHYSICAL		%	Signal	FINANCIAL		%	Signal
	TARGET	ACCOMP			ALLOTMENT	OBLIGATION		
Northern Leyte	1189	1538	129	●	3,882,000.00	3,252,974.39	84	●
Western Leyte	1783	1334	75	●	5,778,000.00	0	0	●
Southern Leyte	594	668	112	●	1,926,000.00	1,937,675.83	101	●
Biliran	594	581	98	●	1,926,000.00	1,460,025.99	76	●
Samar	1188	1189	100	●	3,852,000.00	2,817,877.52	63	●
Eastern Samar	594	621	104	●	1,926,000.00	1,840,907.91	96	●
Northern Samar	1192	1660	139	●	3,852,000.00	4,214,201.43	109	●
<b>TOTAL</b>	<b>7,134</b>	<b>7,591</b>	<b>106</b>	●	<b>23,142,000.00</b>	<b>15,549,891.47</b>	<b>67</b>	●



# Government Internship Program/TUPAD

## 2016 Continuing Fund

FIELD OFFICE	PHYSICAL		%	Signal	FINANCIAL		%	Signal
	TARGET	ACCOMP			ALLOTMENT	OBLIGATION		
Northern Leyte	18	18	100	●	533,455.58	533,455.58	100	●
Western Leyte	115	107	93	●	3,250,764.74	3,250,765.71	100	●
Southern Leyte	13	13	100	●	368,887.90	216,733.71	59	●
Biliran	2	2	100	●	54,048.37	35,367.41	65	●
Samar	52	53	101	●	1,485,202.10	1,485,202.18	100	●
Eastern Samar	119	128	107	●	3,378,520.69	2,312,927.26	68	●
Northern Samar	579	638	110	●	16,388,082.68	8,220,769.07	50	●
<b>TOTAL</b>	<b>898</b>	<b>959</b>	<b>107</b>	●	<b>25,458,962.06</b>	<b>16,055,219.87</b>	<b>63</b>	●



# Government Internship Program (GIP)

## 2017 Current Fund-Regular

FIELD OFFICE	PHYSICAL		%	Signal	FINANCIAL		%	Signal
	TARGET	ACCOMP			ALLOTMENT	OBLIGATION		
Northern Leyte	67	73	100	●	1,900,000	243,752.00	13	●
Western Leyte	412	456	100	●	13,350,000	841,496.00	6	●
Southern Leyte			(requested SPF)		5,643,000	6,600.00	0	●
Biliran								
Samar	33	33	100	●	950,000	786,234.00	83	●
Eastern Samar								
Northern Samar								
<b>TOTAL</b>	<b>512</b>	<b>562</b>	<b>109</b>	●	<b>21,843,000</b>	<b>1,878,083.81</b>	<b>9</b>	●



# TUPAD

## 2017 Current Fund-Regular

FIELD OFFICE	PHYSICAL		%	Signal	FINANCIAL		%	Signal
	TARGET	ACCOMP			ALLOTMENT	OBLIGATION		
Northern Leyte								
Western Leyte	745		0	●	6,600,000.00	4,593,795.00	80	●
Southern Leyte								
Biliran								
Samar								
Eastern Samar								
Northern Samar	1310		0	●	3,800,000.00	3,280,000	86	●
<b>TOTAL</b>	<b>2055</b>	<b>692</b>	<b>0</b>	<b>●</b>	<b>10,400,000</b>	<b>7,873,795</b>	<b>76</b>	<b>●</b>






# AMP (K-12)

## 2016 Continuing Fund

FIELD OFFICE	PHYSICAL		%	Signal	FINANCIAL		%	Signal
	TARGET	ACCOMP			ALLOTMENT	OBLIGATION		
RO-8		1			755,550.48	39,224.48	7	●



# Public Employment Service (PES) 2016 Continuing Fund

FIELD OFFICE	FINANCIAL		%	Signal	FINANCIAL
	TARGET	ACCOMP			ALLOTMENT
Northern Leyte					Charged to EPD Funds
Western Leyte					
Southern Leyte					
Biliran					
Samar					
Eastern Samar					
Northern Samar					
<b>TOTAL</b>	<b>177,005.95</b>	<b>139,785.60</b>	<b>79%</b>		



# Public Employment Service (PES) – Jobseekers Referred for Placement

## 2017 Current Fund

FIELD OFFICE	PHYSICAL		%	Signal	FINANCIAL		%	Signal
	TARGET	ACCOMP			ALLOTMENT	OBLIGATION		
Northern Leyte	4466	13,491	<b>285</b>	●				
Western Leyte	4500	6,983	<b>155</b>	●				
Southern Leyte	3857	4,518	<b>107</b>	●				
Biliran	1624	1,975	<b>116</b>	●				
Samar	5012	4,611	<b>92</b>	●				
Eastern Samar	4669	4,734	<b>82</b>	●				
Northern Samar	4872	8,034	<b>158</b>	●				
<b>TOTAL</b>	<b>29,000</b>	<b>44,346</b>	<b>152</b>	●	<b>568,333.33</b>	<b>490,574.10</b>	<b>86</b>	●



## Labor Market Information

FIELD OFFICE	Individuals Reached		%	Signal	Institutions Reached		%	Signal
	TARGET	ACCOMP			TARGET	ACCOMP		
Northern Leyte	7000	10,520	150	●	255	463	182	●
Western Leyte	5500	5,887	107	●	192	415	216	●
Southern Leyte	4300	4,199	98	●	129	187	145	●
Biliran	2800	2,779	96	●	102	106	104	●
Samar	4400	3,990	91	●	154	68	44	●
Eastern Samar	4500	4,768	106	●	157	72	46	●
Northern Samar	4500	6,334	141	●	163	75	46	●
<b>TOTAL</b>	<b>33,000</b>	<b>38,477</b>	<b>117</b>	●	<b>1152</b>	<b>1,386</b>	<b>120</b>	●

# LABOR RELATIONS, SPECIAL CONCERNS AND FINANCIAL SERVICES



# Labor Laws Compliance System



## 2016 Continuing Fund

FIELD OFFICE	PHYSICAL		%	Signal	FINANCIAL		%	Signal
	TARGET	ACCOMP			ALLOTMENT	OBLIGATION		
RO-8					1,244,631.37	882,777.24	71	●



# Labor Laws Compliance System

## 2017 Current Fund

FIELD OFFICE	PHYSICAL		%	Signal	FINANCIAL		%	Signal
	TARGET	ACCOMP			ALLOTMENT	OBLIGATION		
Northern Leyte	300							
Western Leyte	354							
Southern Leyte	165							
Biliran	121							
Samar	160							
Eastern Samar	80							
Northern Samar	150							
<b>TOTAL</b>	<b>1330</b>	<b>1152</b>	<b>87</b>		<b>3,904,000.00</b>	<b>1,379,665.69</b>	<b>35</b>	



# Workers Regularized 2017

workers regularized  
as of August 2017

**1,733**

**September - 174**

voluntary regularization

**1,009**

regular assessment

**724**





# SENA

Region/ Office	2016 pending cases	New Cases Handled	Settled	Total Disposed	Pending
N. Leyte	0	216	193	213	3
W. Leyte	0	195	191	193	2
S. Leyte	0	37	35	37	0
Biliran	0	13	11	11	2
Samar	0	95	62	93	2
E. Samar	0	25	21	24	1
N. Samar	0	26	16	25	1
Settlement Rate	<b>77%</b>		Disposition Rate	<b>85%</b>	<b>11</b>



# SPEED

Region/ Office	2016 pending cases	New Cases Handled	Disposed	Pending
N. Leyte	1			15
W. Leyte	1			0
S. Leyte	1			9
Biliran				0
Samar				0
E. Samar				5
N. Samar				10
MALSU				1
Disposition Rate	<b>71%</b>	<b>140</b>	<b>100</b>	<b>40</b>



# Worker's Organization Development Program (WODP) –Training & Scholarship

2017 Current Fund

FO	TRAINING		%	Signal	SCHOLARSHIP		%	Signal
	Target	Accomp			Target	Accomp		
N. Leyte	2	1	50	●	1 on-going	1	100	●
W. Leyte	2	1	50	●	1 new	1	100	●
Biliran	1	1	100	●				
Financial	446,000	0	0	●				
	5	3	60	●	2	2	100	●



# DILEEP-Kabuhayan (BUB)

## 2016 Continuing Fund

FIELD OFFICE	PHYSICAL		%	Signal	FINANCIAL		%	Signal
	TARGET	ACCOMPLISHED			ALLOTMENT	OBLIGATION		
N. Leyte	175	175	100	●	1,458,236.82	685,321.00	47	●
W. Leyte	218	218	100	●	3,500,000.00	1,000,000.00	29	●
S. Leyte	446	446	100	●	3,334,000.00	500,000.00	15	●
Biliran	376	376	100	●	4,720,000.00	4,390,180.00	93	●
Samar	184	184	100	●	795,950.00	788,853.00	99	●
E. Samar	60	60	100	●	600,000.00	600,000.00	100	●
N. Samar*	197	197	100	●	1,514,932.00	0	0	●
<b>TOTAL</b>	<b>1656</b>	<b>1656</b>	<b>100</b>	●	<b>15,923,318.82</b>	<b>7,958,964.82</b>	<b>50</b>	●

# DILEEP-Kabuhayan

## 2017 Current-Regular Fund

FIELD OFFICE	PHYSICAL		%	Signal	FINANCIAL		%	Signal
	TARGET	ACCOMP			ALLOTMENT	OBLIGATION		
N. Leyte	676	329	49	●	13,520,000.00	12,327,829.20	91	●
W. Leyte	1013	875	86	●	20,250,000.00	12,380,525.00	61	●
S. Leyte	338	350	104	●	6,760,000.00	3,581,861.50	53	●
Biliran	338	288	85	●	6,760,000.00	6,929,486.00	103	●
Samar	676	1323	196	●	13,520,000.00	12,853,236.00	95	●
E. Samar	338	392	116	●	6,760,000.00	7,193,969.00	106	●
N. Samar*	676		0	●	13,520,000.00	4,433,000.00	33	●
<b>TOTAL</b>	<b>4055</b>	<b>3,531</b>	<b>87</b>	●	<b>81,090,000.00</b>	<b>59,699,906.70</b>	<b>74</b>	●

# TUPAD


FIELD OFFICE	PHYSICAL		Signal	FINANCIAL		Signal
	TARGET	ACCOMP		ALLOTMENT	OBLIGATION	
Northern Leyte	<b>216</b>	212	●	1,920,000.00	1,361,700.00	●
Western Leyte	<b>324</b>	150	●	2,878,000.00	2,306,147.00	●
Southern Leyte	<b>110</b>	110	●	977,000.00	977,099.00	●
Biliran	<b>110</b>	0	●	977,000.00	0	●
Samar	<b>216</b>	0	●	1,920,000.00	0	●
Eastern Samar	<b>110</b>	110	●	977,000.00	974,150.00	●
Northern Samar	<b>216</b>	0	●	1,920,000.00	0	●
<b>TOTAL</b>	<b>1,302</b>	<b>582</b>	<b>45%</b>	<b>11,569,000.00</b>	<b>5,619,096.00</b>	●

**49%**



# Reintegration

## 2016 Continuing Fund-Regular

RO	PHYSICAL	%	Signal	FINANCIAL	%	Signal
TARGET	ACCOMP			ALLOTMENT	OBLIGATION	
RO-8		12		436,048.62	244,770.00	56 



# Reintegration

## 2017 Financial Awareness Seminar (FAS) & Small Business Management Training (SBMT)

Province	2017 target	Accomplishments		
		Accomp	%	Signal
N. Leyte		30		
W. Leyte		13		
S. Leyte		6		
Biliran		2		
Samar		18		
E.Samar		3		
N. Samar		1		
TOTAL	90	73	81	●





# Reintegration

## 2017 Livelihood Development Assistance Program (LDAP)

Province	2017 target	Accomplishments		
		Accomp	%	Signal
N. Leyte		16		
W. Leyte		3		
S. Leyte		3		
Biliran		2		
Samar		4		
E.Samar				
N. Samar		2		
TOTAL	30	30	100	●



# Reintegration

## 2017 Balik Pinay-Balik Hanapbuhay Livelihood Assistance (BPBH)

Province	2017 target	Accomplishments		
		Accomp	%	Signal
N. Leyte		15		
W. Leyte				
S. Leyte				
Biliran				
Samar		3		
E.Samar				
N. Samar				
TOTAL	60	18	30	●



# Reintegration

## 2017 Sa Pinas Ikaw ang Maam at Sir (SPIMS)

Province	2017 target	Accomplishments		
		Accomp	%	Signal
N. Leyte	100% of application forms preliminary screened and endorsed to NRCO-CO within 7 days upon receipt of complete documents	13		
W. Leyte		4		
S. Leyte		1		
Biliran		3		
Samar				
E.Samar				
N. Samar		1		
TOTAL		22	100	●



# THANK YOU!

