




Particulars	UACS CODE	2021 Physical Targets				2021 Physical Accomplishments				Variance	Remarks	
		1st Quarter	2nd Quarter	3rd Quarter	4th Quarter	Total	1st Quarter	2nd Quarter	3rd Quarter			4th Quarter
<b>OUTCOME INDICATORS</b>												
1. Percentage of livelihood projects still operational after two (2) years of grant		5%	5%	5%	5%	5%	5%					(0)
DILP												
2. Percentage of OFW labor cases resolved (On-site Welfare Services for OFWs)		88%	88%	88%	88%	88%						(1)
<b>OUTPUT INDICATORS</b>												
1. Number of beneficiaries provided with livelihood assistance		500	800	800	853	2,383	1,148				1,148	(1,205)
DILP		500	800	800	853	2,383	1,148				1,148	(1,205)
LDAP												
BPBH												
2. Number of beneficiaries served		500	800	800	853	2,353	22,436				22,436	20,083
TUPAD							11,218				11,218	11,218
Number of workers in the informal sector facilitated enrollment to various government social security schemes		500	800	800	853	2,353	11,218				11,218	8,865
Number of workers covered under establishment without FWP provided assistance in setting up FWP (based on the LLCS assessment)		variable	variable	variable	variable	variable	variable					#VALUE!
Sugar workers assisted (SAP)		variable	variable	variable	variable	variable	variable				100%	
Children provided with various assistance		variable	variable	variable	variable	variable	variable					
Number of OFWs provided with worker's protection and welfare services		100%	100%	100%	100%	100%	100%				100%	0%
3. Percentage of individual provided services within the prescribed process cycle time (PCT)												


Prepared By:

  
**SHYELA ANN B. NERIYA**  
 Planning Officer


In coordination with:

  
**GLEYDA A. RAVELO**  
 Budget Officer

Reviewed and Certified Correct:

  
**EDGAR S. TABUYAN**  
 TSSD Chief

Approved By:

  
**HENRY JOHN S. ALBUENA**  
 Regional Director